

Warning lamps

WARNING LAMPS AND INDICATORS

WARNING

Do not ignore warning lamps or indicators. Take appropriate action as soon as possible. Failure to do so may result in death or serious injury, or serious damage to the vehicle.

RED warning lamps are for primary warnings. A primary warning must be investigated immediately by the driver or qualified assistance, before continuing.

AMBER and YELLOW warning lamps are for secondary warnings. Some indicate that a vehicle system is in operation, others indicate that the driver must take action and then seek qualified assistance as soon as possible.

GREEN and BLUE lamps within the Instrument panel indicate a system's status.

LAMP CHECK

A bulb check is initiated for some warning lamps when the ignition is switched on and lasts for 3 seconds (except for the air bag warning lamp, which will remain on for 6 seconds). If any warning lamp remains on after this period, investigate the cause before driving.

Some warning lamps have associated messages, displayed in the Message center.

Note: *Not all warning lamps are included in the check (e.g., high beam headlamps and turn signals).*

BATTERY CHARGE (RED)



Illuminates as a bulb check when the ignition is switched on and extinguishes when the engine is started.

If the lamp remains on or illuminates while driving, there is a fault with the battery charging system and a message will be displayed in the Message center. Seek qualified assistance urgently.

BRAKE (RED)

WARNING

Do not drive if the message LOW BRAKE FLUID is displayed. Check the brake fluid level and top-up as necessary. If necessary, seek qualified assistance before continuing. Driving with low brake fluid can cause increased braking distance or brake failure and can result in a collision



Illuminates briefly as a bulb check, when the ignition is switched on. If the lamp illuminates while driving, suspect low brake fluid level or a fault with the Electronic Brake Distribution (EBD) system.

Stop the vehicle as soon as safety permits and check and top up the brake fluid, if necessary. If the lamp remains illuminated, seek qualified assistance before continuing.

CRITICAL WARNING MESSAGE (RED)



Illuminates when a critical warning message is available in the Message center.

ENGINE TEMPERATURE (RED)



Illuminates when the engine temperature is too high. The Message center will also display the message **ENGINE OVERHEATING**.

Stop the vehicle as soon as safety permits and seek qualified assistance before continuing.

LANE DEPARTURE WARNING (RED)



If the Lane Departure Warning (LDW) system detects that the vehicle has crossed either of the lane markings that it is traveling within, without activation of the appropriate turn signal, then the relevant lane will illuminate red.

This will also be accompanied by a vibration felt through the steering wheel.

LOW OIL PRESSURE (RED)



If the lamp flashes or illuminates while driving, stop the vehicle as soon as safety permits and switch off the engine immediately. Seek qualified assistance before continuing.

PARKING BRAKE (RED)



USA.



Canada.

Illuminates when the Electric Parking Brake (EPB) is correctly applied. If the lamp flashes, a fault has been detected. Seek qualified assistance urgently.

SEAT BELT (RED)



Illuminates, accompanied by a chime, when the vehicle is in motion and an occupied front seat belt is unbuckled.

The lamp will extinguish when the relevant seat belt is buckled.

Note: *Objects on the front passenger seat may activate the Seat belt reminder feature. It is recommended that any objects placed on the front passenger seat are secured using the seat belt. See 29, USING THE SEAT BELTS.*

ADAPTIVE FRONT LIGHTING SYSTEM (AMBER)



Illuminates when there is a system fault. The headlamps will still operate, but without this feature operating correctly. Seek qualified assistance as soon as possible.

AIR BAG (AMBER)



Illuminates as a bulb check, when the ignition is switched on, and extinguishes after 6 seconds.

If the lamp illuminates again, after the bulb check or when driving, there is a fault with the air bag system. Seek qualified assistance as soon as possible.

Warning lamps


ANTI-LOCK BRAKING SYSTEM (ABS) (AMBER)

WARNING

If the ABS and brake warning lamps are illuminated at the same time, do not drive the vehicle until the fault is rectified as the brake system may not be functioning correctly. This may, in turn, lead to loss of control causing an accident. Seek qualified assistance immediately.


WARNING

It remains the responsibility of the driver to operate the vehicle in an appropriate manner for the prevailing conditions.

 Illuminates briefly as a bulb check, when the ignition is switched on.

If the lamp remains on or illuminates while driving, there is a fault with the ABS system. Drive with care, avoiding heavy brake application and seek qualified assistance urgently.

AUTOMATIC SPEED LIMITER (AMBER)

 Illuminates when the Automatic Speed Limiter (ASL) is active.

BRAKE (AMBER)


 USA.

 Canada.

Illuminates briefly as a bulb check, when the ignition is switched on. If the lamp illuminates after starting the engine or while driving, suspect worn brake pads or a fault with the Emergency Brake Assist (EBA) system.


The vehicle can still be driven with care, but seek qualified assistance urgently.

DYNAMIC STABILITY CONTROL (DSC) (AMBER)


 Flashes when DSC is active. If there is a fault, it will remain illuminated and the Message center will display **DSC NOT AVAILABLE**.

The vehicle can still be driven, but without DSC assistance. Seek qualified assistance as soon as possible.

DYNAMIC STABILITY CONTROL (DSC) OFF (AMBER)

 Illuminates when DSC is switched off. A chime will sound and a confirmation message will be displayed in the Message center.

ENGINE/TRANSMISSION (AMBER)

 Illuminates briefly as a bulb check, when the ignition is switched on. If the lamp illuminates when the engine is running, there is an emissions related fault with the engine or transmission.

The vehicle can be driven but may enter limp-home mode with the possibility of reduced performance. Seek qualified assistance as soon as possible.

If the warning lamp flashes while the engine is running, reduce speed and seek qualified assistance urgently.

EXTERNAL TEMPERATURE (AMBER)



Illuminates when the external temperature is low enough that ice may be present on the road.

FOLLOW MODE (AMBER)



Illuminates when the Adaptive Cruise Control (ACC) system is in Follow mode.

GENERAL WARNING/INFORMATION MESSAGE (AMBER)



Illuminates when a non-critical warning message or an information message is available in the Message center.

INTELLIGENT SPEED LIMITER (ISL) (AMBER)



Illuminates when the Intelligent Speed Limiter (ISL) is active.

LOW FUEL WARNING (AMBER)



Illuminates when the fuel level is low. Refuel at the earliest opportunity.

The arrow shows which side of the vehicle to locate the fuel filler cap.

PROGRESS CONTROL SYSTEM (AMBER)



Illuminates to confirm that the Progress control system is enabled.

REAR FOG LAMP (AMBER)



Illuminates when the rear fog lamps are switched on.

TIRE PRESSURE MONITORING SYSTEM (YELLOW)



The warning lamp illuminates, accompanied by a message in the Message center, to warn that 1 or more of the tires are significantly under-inflated.

Stop the vehicle as soon as possible, check the tire pressures and inflate to the recommended pressure.

The lamp will flash to indicate a system fault.

AUTO HIGH BEAM (GREEN)



Illuminates when the Auto high beam feature has switched on the high beam headlamps.

CRUISE CONTROL (GREEN)



Illuminates when Cruise control or Adaptive Cruise Control (ACC) is active.

FORWARD ALERT (GREEN)



Illuminates when Forward alert is active.

GEAR SHIFT (GREEN)



It remains the responsibility of the driver to operate the vehicle in an appropriate manner for the prevailing conditions.

Warning lamps



The gear shift indicator illuminates briefly at the recommended gear change point (up-shift).

The shift indicator will not illuminate while Cruise control is active and is not being overridden by pressing the accelerator pedal.

INTELLIGENT STOP/START (GREEN)



Illuminates when the engine is shut down by the Intelligent stop/start system.

Note: Other warnings normally associated with an engine shutdown, for example, the ignition warning lamp, do not illuminate during an engine shutdown enabled by the Intelligent stop/start system.

LANE DEPARTURE WARNING (GREEN)



Recognized lane markings will illuminate green, otherwise they will illuminate gray. The lamp illuminates gray to confirm the Lane Departure Warning (LDW) system is enabled.

SIDE LAMPS (GREEN)



Illuminates when the side lamps are switched on.

TURN SIGNALS (GREEN)



The appropriate warning lamp will flash when the column control is moved up or down to signal a turn.

If a turn signal bulb fails, the audible ticking and warning lamp will sound and flash at twice the normal rate, when that turn signal is selected.

HIGH BEAM (BLUE)



Illuminates when the high beam headlamps are switched on or flashed.

FOLLOW MODE OFF (GRAY)



Illuminates when the Adaptive Cruise Control (ACC) system is disabled.