

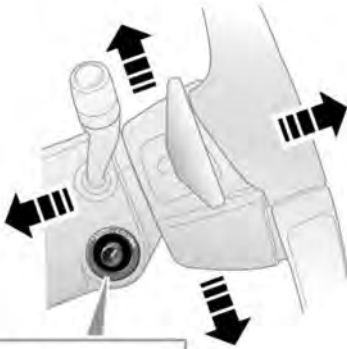


Steering wheel

ADJUSTING THE STEERING WHEEL

 **Never adjust the steering wheel while the vehicle is moving.**

 Do not use steering wheel mounted security devices. Movement of the steering wheel in Exit and Entry mode, could result in damage to the vehicle or possible injury to the occupant.



E154784

The steering wheel can be adjusted for tilt and reach as follows:

- Move the control forwards or rearwards to adjust reach.
- Move the switch up or down to adjust tilt.

Up to 3 steering wheel positions can be stored and recalled, along with seat and exterior mirror positions, by the Driving position memory. See **14, DRIVING POSITION MEMORY**.

ENTRY AND EXIT MODE

With the steering column adjustment control in the AUTO position, the steering column will move to provide easier entry and exit from the vehicle, as follows:

- **Exit:** When the driver's door is opened, the steering column will move to the uppermost tilt position.
- **Entry:** When the driver's door is closed and the ignition is switched on, the steering column will return to its previously selected driving position.

Note: If the column control is moved away from AUTO when the column is in the Exit position, the column will still move back to its previous driving position when the driver's door is closed and the ignition is switched on.

Note: If the column is manually adjusted during Entry or Exit operation, column movement will stop.

HEATED STEERING WHEEL



To activate the heated steering wheel, press the switch, see **280, DRIVER CONTROLS**. Press again to switch off.