

TRAFFIC SIGN RECOGNITION



The Traffic sign recognition system is a driving aid only. It remains the driver's responsibility to drive with due care and attention, in a manner which is safe for the vehicle, its occupants and the other road users. The driver should still observe all other road signs, road markings, and situations that are not detected or recognised by the Traffic sign recognition system.

The Traffic sign recognition system uses the forward-facing camera, located in the base of the rear-view mirror, which detects speed signs, no overtaking signs and variable overhead speed signs, to display symbols of the detected signs in the Message centre. Traffic signs with extra information (for example, reduced speed limits for wet road conditions) will also be detected and compared with the vehicle's systems (for example, rain sensor, wipers, etc.) and may also be displayed in the Message centre. Speed limit information from the Navigation system will be displayed for roads with no signage.

Note: If the Navigation is not available, the Traffic sign recognition system will use the camera only.

Note: Make sure the windscreen area in front of the rear-view mirror is kept clean and free of obstructions, for example, stickers, debris, mud, snow, ice, etc.

The Traffic sign recognition system can be switched on and off via the **Driving Features** menu from the Instrument panel. See **41, INSTRUMENT PANEL MENU**. The system will operate up to a maximum speed of 250 km/h (155 mph).

The 3 basic functions of the Traffic sign recognition system are as follows:

- Speed limit detection: A corresponding sign will be displayed in the Message centre.

- Speed alert: When the vehicle's speed is greater than (or equal to) the detected speed limit, a flashing Red ring, around the displayed speed limit sign, will be displayed in the Message centre.

Speed alert can be switched on/off, or the settings can be adjusted to display at 3 different settings:

- When the vehicle's speed equals the detected speed limit.
- When the vehicle's speed is 5 mph or 10 km/h above the detected speed limit; dependent on the Instrument panel being configured to display in mph or km/h.
- When the vehicle's speed is 10 mph or 20 km/h above the detected speed limit; dependent on the Instrument panel being configured to display in mph or km/h.
- No overtaking zone: When a no overtaking sign has been detected, the system will also display a corresponding sign in the Message centre.

Note: The Traffic sign recognition system will not detect road markings or situations with no signage, for example, railway crossings, etc.


Traffic sign recognition limitations


The system may provide false information or function incorrectly in the following conditions:


- Travelling in adverse weather conditions, for example, heavy fog, rain, snow, etc.
- Concealed or covered signage.
- Driving towards very bright lights/lamps.
- The windscreen area in front of the camera is covered by a sticker, misted over, dirty, covered in snow or mud, etc.
- Navigation information is incorrect.
- Travelling in an area not covered by the Navigation system.


- Non-conforming road signs.


BLIND SPOT MONITOR


 The Blind Spot Monitor (BSM) system is a supplement to, not a replacement for, a safe driving style and use of the exterior and rear-view mirrors. The system may not function under all speeds, weather and road conditions.

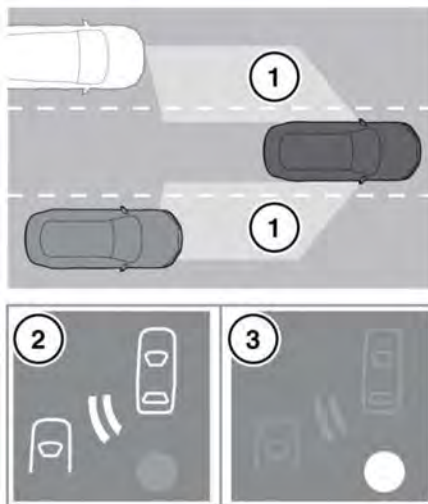
 The BSM may not be able to give adequate warning of vehicles approaching very quickly from behind or vehicles that are being overtaken rapidly.

 The BSM may not be able to detect all vehicles and may also detect objects such as roadside barriers, etc. Drive safely at all times and use the exterior and rear-view mirrors to avoid accidents.

 The radar sensors may be impaired by mud, rain, frost, ice, snow, or road spray. This may affect the system's ability to reliably detect a vehicle/object within the blind spot.

 Make sure the warning indicators in the exterior mirrors are not obscured by stickers or other objects.

 Do not attach stickers or objects to the rear bumper, that may interfere with the radar sensors.



E171283

The Blind Spot Monitor (BSM) system monitors a zone that covers the area adjacent to the vehicle, that is not easily visible to the driver. The system uses a radar on each side of the vehicle to identify any overtaking vehicle/object within the blind spot area (1) of the vehicle, while disregarding other objects which may be stationary or travelling in the opposite direction, etc.

If an object is identified by the BSM system as being an overtaking vehicle/object, an amber warning icon (2) illuminates in the relevant exterior mirror, to alert the driver that there is a potential hazard in the vehicle's blind spot and; therefore, that a lane change might be dangerous.

The radar monitors the area extending from the exterior mirror rearwards, to approximately 6 m behind the rear wheels and up to 2.5 m from the side of the vehicle (the width of a typical carriageway lane). The BSM is designed to work most effectively when driving on multi-lane roads.

Note: This radar sensor is approved in all RTTE countries.

Note: The system covers an area of a fixed lane width. If the lanes are narrower than a typical carriageway lane, objects travelling in non-adjacent lanes may be detected.

Note: If rapidly overtaking vehicles are detected on both sides simultaneously, the warning icons in both mirrors will flash.

The BSM automatically switches on and becomes active when the vehicle is travelling at more than 10 km/h (6 mph) in a forward gear. When the system initiates, it performs a self-check, during which the warning icons in the mirrors illuminate alternately for a short period of time.

The indicator dot (3) remains illuminated until the vehicle's forward speed exceeds 10 km/h (6 mph).

The BSM is automatically disabled and an amber warning indicator dot is displayed in the exterior mirrors when:

- Reverse (R) gear is selected.
- Park (P) is selected for vehicles with automatic transmission.
- The vehicle's speed is below 6 km/h (4 mph).
- The Electric Parking Brake (EPB) is applied.

The BSM can be enabled or disabled through the Instrument panel menu. See 41, **INSTRUMENT PANEL MENU**.

Note: Automatic disabling of the BSM does not apply to vehicles with Reverse traffic detection. See 150, **REVERSE TRAFFIC DETECTION**.

CLOSING VEHICLE SENSING



Closing vehicle sensing is a supplement to, not a replacement for, a safe driving style and use of the exterior and rear-view mirrors.



Closing vehicle sensing may not be able to give adequate warning of vehicles approaching very quickly from directly behind the vehicle. Always use the exterior and rear-view mirrors.



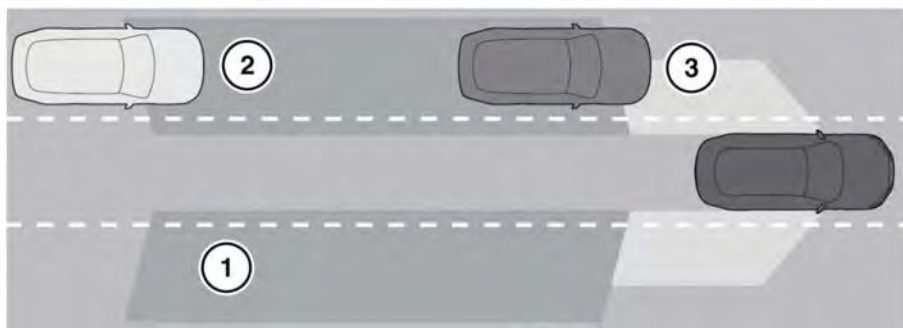
The radar sensors may be impaired by mud, rain, frost, ice, snow, or road spray. This may affect the system's ability to reliably detect an approaching vehicle.



Make sure that the warning indicators in the exterior mirrors are not obscured by stickers or other objects.



Do not attach stickers or objects to the rear bumper, that may interfere with the radar sensors.



E171284

In addition to the functionality provided by the Blind Spot Monitor (BSM), Closing vehicle sensing monitors a larger area behind the vehicle. Closing vehicle sensing is designed to perform best on multi-lane motorways with free-flowing traffic and is operational above 10 km/h (6 mph) in a forward gear.

1. Closing vehicle sensing monitors an area behind the vehicle, up to a distance of 70 m and approximately 2.5 m from each side of the vehicle (the width of a typical carriageway lane).
2. If a vehicle is detected approaching rapidly, an amber warning icon will flash in the relevant exterior mirror to indicate that there is a potential danger.
3. When the detected vehicle reaches the area monitored by the BSM, the amber warning icon will illuminate continuously.

Note: If rapidly overtaking vehicles are detected on both sides simultaneously, the warning icons in both mirrors will flash.

Note: Closing vehicle sensing covers an area of a fixed lane width. If the lanes are narrower than a typical carriageway lane, objects travelling in non-adjacent lanes may be detected.

Note: Closing vehicle sensing is disabled when the vehicle is negotiating a tight radius curve.

Note: When the BSM is disabled, Closing vehicle sensing is also disabled. See **41, INSTRUMENT PANEL MENU**.

Note: This radar sensor is approved in all RTTE countries.

BSM SENSORS

The BSM system will automatically disable if either of the sensors become completely obscured; an amber indicator dot (3) is displayed in the exterior mirror and the message **BLIND SPOT MONITOR SENSOR BLOCKED** appears in the Message centre.

Note: Blockage testing is initiated only when the vehicle's speed is above 10 km/h (6 mph) and will take at least 2 minutes of accumulated driving above this speed, to determine that the sensor is blocked.

If the sensors become blocked, check that there is nothing obscuring the rear bumper and that it is clear from ice, frost, and dirt.

If a fault with one of the radar sensors is detected, an amber warning indicator dot is displayed in the exterior mirror and the message **BLIND SPOT MONITOR NOT AVAILABLE** is displayed in the Message centre.

Driving aids

Note: *Even if the detected fault affects the radar sensor on only one side of the vehicle, the whole system is disabled. If the fault is temporary, the system will operate correctly once the engine has been switched off and then on again.*

If a fault in the system occurs, consult a Retailer/Authorised Repairer.