



**Do not allow tools or metal parts of the vehicle to make contact with the battery leads or terminals.**

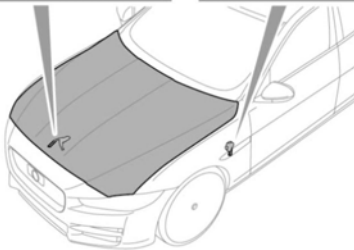
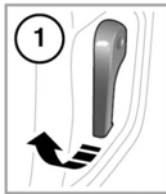
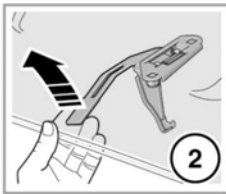
## USED ENGINE OIL

Prolonged contact with engine oil may cause serious skin disorders, including dermatitis and cancer of the skin. Always wash thoroughly after contact.



It is illegal to pollute drains, watercourses or soil. Use authorised waste disposal sites to dispose of used oil and toxic chemicals.

## OPENING THE BONNET



E164056

1. Pull the handle, located in the left-side front footwell, to release the bonnet securing latch.
2. Push up on the safety catch lever, located below the centre point of the bonnet and then raise the bonnet.

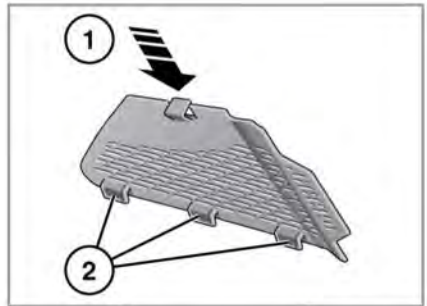
## CLOSING THE BONNET



**Do not drive with the bonnet retained by the safety catch alone.**

1. Lower the bonnet until the safety catch engages.
2. Using both hands, press the bonnet down until the catches click.
3. Check that both catches are engaged by trying to lift the front edge of the bonnet.

## UNDER BONNET COVERS - REMOVAL



E165288

Open the bonnet and follow the procedure:

1. Lightly push back and hold the cover's front retaining lug.
2. Lift up the cover and slide forwards to release the rear locating lugs.