

 Do not use non-approved seat covers or accessory seat covers that have not been designed for use with airbags. If in doubt, consult your Retailer/ Authorised Repairer.

 Make sure that a gap is maintained between the side of the vehicle, and the head and torso. This will enable unobstructed inflation of the curtain, and seat-mounted side airbags.

 Do not attach or position items on, or close to, the roof lining, front seat backrests, or to an airbag cover, which could interfere with the inflation of the airbag or be propelled inside the vehicle, causing injury to the occupants.

Airbags cannot deploy correctly if they are obstructed. Examples of obstructions are:


- Any part of an occupant's body in contact with, or close to, an airbag cover.
- Objects placed on, or close to, an airbag cover.
- Clothing, sun screens, or other material hanging from grab handles.
- Clothing, cushions, or other material covering seat-mounted airbags.
- Seat covers which are not approved by Jaguar, or specifically designed for use with seat-mounted airbags.


This list is not exhaustive and it remains the responsibility of the driver and passengers to make sure the airbags are not obstructed in any way.

DISABLING THE PASSENGER AIRBAG (Not Australia)

Note: Disabling the front passenger airbag is market dependent.

 The passenger airbag should be disabled only when a child restraint is fitted to the front passenger seat.

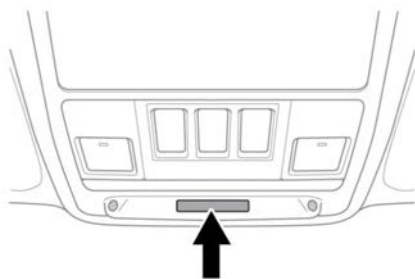
 Crash test data and statistics show that the safest place for a child to be restrained is in a child seat correctly fitted to the vehicle's rear seat.

 Do not use a child restraint on a seat protected by an operational airbag in front of it. Doing so presents a high risk of death or serious injury to the child in the event of an accident.

The front passenger's airbag can be switched on/off, using the interactive controls on the Instrument panel when the vehicle is stationary. See 47, INSTRUMENT PANEL MENU.

Select **Passenger Airbag** from the **Vehicle Settings** menu, located in the **Main Menu**.

The displayed text and diagram will show the current **Airbag On** or **Airbag Off** status. Select **Change Setting** to toggle between these 2 options.



E165435