






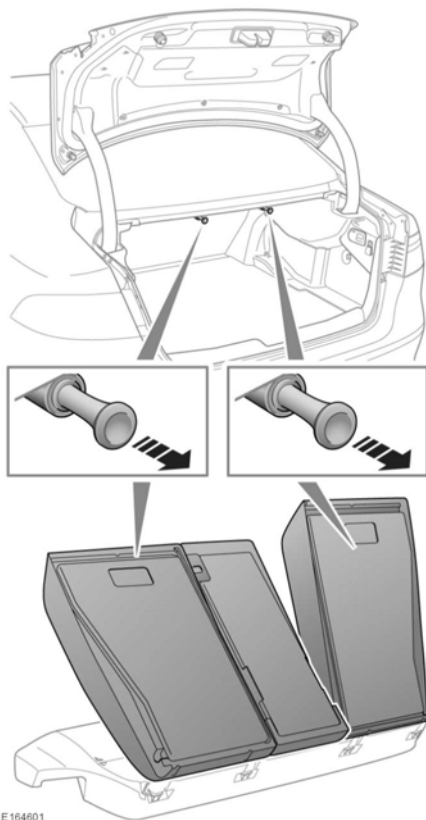
# Rear seats

## REAR SEAT SAFETY

-  Never allow passengers to travel in the Luggage compartment under any circumstances.
-  All vehicle occupants should be seated correctly and must wear a seat belt at all times when the vehicle is in motion.

## FOLDING AND RAISING THE REAR SEATS

-  All items carried in the vehicle should be properly secured. See 87, LUGGAGE ANCHOR POINTS. Unsecured items can cause death or serious injury in the event of an impact or sudden manoeuvre.
-  When using seat belts to restrain items other than occupants, make sure that the belts are not damaged or exposed to sharp edges.
-  Always take note of safety warnings and labels attached to the rear seats. The labels give advice on safely folding and raising the seats.



**Note:** The folding rear seats are not available on all vehicles. It is dependent on the vehicle specification.

1. Open the luggage compartment.
2. Pull the relevant seat release cable handle.
3. Fold the seatback forwards and, if required, repeat the process for the other seat section.



E165585

The middle seatback can also be released separately. Press and hold the button to release and then fold the middle seatback forward.



**Before folding a rear seat, make sure that the seat is not occupied and that no person has any part of their body on the seat cushion. The rear seatbacks are spring loaded and could cause personal injury or damage when released.**



Make sure that when the seatbacks are raised, the seat belts are routed correctly in front of the seatback and are not trapped by the seatbacks or the locking mechanism. Failure to do this may cause damage to the seat belt, which could also result in a new seat belt being required.

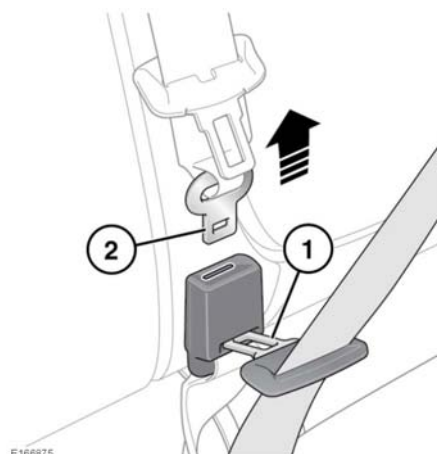


**Make sure that when the seatbacks are raised, the locking mechanism is fully engaged.**



**Before driving, make sure that the head restraints are fitted and correctly adjusted for each seat's occupant. See 24, REAR HEAD RESTRAINTS.**

## Rear centre seat belt release



E166875

The rear centre seat belt can be released from its buckle, before folding the rear seatback/s, to allow for improved access to the Luggage compartment.

Use the seat belt tongue (1), from a rear outboard seat, to press the centre seat buckle's release button. The centre seat belt will then fully retract (2).



**Make sure that the rear centre seat belt is correctly refitted to the buckle when the rear seatback/s have been returned to the raised position.**