

Parking aids

For vehicles fitted with only a Rear camera, touch the icon for the feature required and then the back icon:



Touch to enable/disable the Park assist guidance lines.

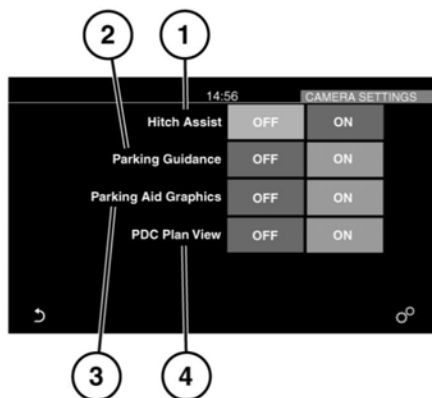


Touch to enable/disable the sensor/s active graphics.



Touch to enable/disable Hitch assist guidance lines. Use this feature to aid the process of guiding the vehicle to a towing hitch. A single line is displayed as the reversing guidance line. See **89, HITCH GUIDANCE**.

For vehicles fitted with a Surround camera system:

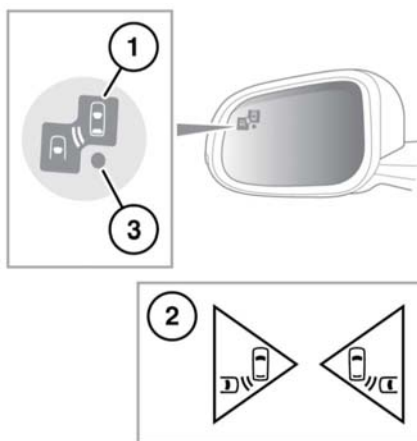


1. **Hitch Assist:** Select **OFF** or **ON**. See **89, HITCH GUIDANCE**.
2. **Parking Guidance:** Select **OFF** or **ON**.
3. **Parking Aid Graphics:** Select **OFF** or **ON**.
4. **PDC Plan View:** Select **OFF** or **ON**.


The Rear camera display on the Touch screen will discontinue when either of the following apply:

- A forward gear is selected for longer than 5 seconds.
- A forward gear is selected and/or the vehicle's speed is greater than 18 km/h (11 mph).

REVERSE TRAFFIC DETECTION



E168618

 **The Reverse Traffic Detection (RTD) system is a supplement to, not a replacement for, safe driving, good observation, and use of the exterior and rear-view mirrors.**

Note: RTD is automatically disabled when a trailer is connected and when Park assist is active.

In addition to the functionality provided by the rear-view camera, the RTD system provides a warning to the driver of any moving vehicle, at either side, that may pose an accident risk during a reversing manoeuvre.