




IMPORTANT INFORMATION

 **Do not rest your foot on the brake pedal while the vehicle is in motion.**

 **Never allow the vehicle to coast (freewheel) with the engine switched off. The engine must be running to provide full braking assistance. The brakes will still function with the engine off, but far more pressure will be required to operate them.**

 **If the red brake warning lamp illuminates, safely bring the vehicle to a stop, as quickly as possible and seek qualified assistance.**

 **Never place non-approved floor matting or any other obstructions under the pedals. This restricts pedal travel and braking efficiency.**

Driving through heavy rain or water can have an adverse effect on braking efficiency. Under such circumstances, it is recommended that you lightly apply the brakes intermittently, to dry the brakes.

STEEP SLOPES

If the vehicle is stationary on a steep, slippery slope, it may begin to slide even with the brakes applied. This is because without wheel rotation, the ABS cannot determine vehicle movement.

To counteract this, briefly release the brakes to allow some wheel rotation. Then re-apply the brakes to allow ABS to gain control.

ELECTRONIC BRAKE-FORCE DISTRIBUTION (EBD)

EBD controls the balance of braking forces supplied to the front and rear wheels, in order to maintain maximum braking efficiency.

If the vehicle has a light load (only the driver in the vehicle, for example), EBD will reduce the braking force applied to the rear wheels. If the vehicle is heavily laden, EBD will allow greater braking force to the rear wheels.

A fault with the EBD system is indicated by the brake warning lamp illuminating and an associated warning message. See **51, BRAKE (RED)**. Gently and safely stop the vehicle and seek qualified assistance.

EMERGENCY BRAKE ASSIST (EBA)

If the driver rapidly applies the brakes, EBA automatically boosts the braking force to its maximum, in order to bring the vehicle to a halt as quickly as possible. If the driver applies the brakes slowly, but conditions mean that the Anti-lock Braking System (ABS) operates on the front wheels, EBA will increase the braking force in order to apply ABS control to the rear wheels.

EBA stops operating as soon as the brake pedal is released.

Vehicles with Adaptive Cruise Control (ACC), will also have the Advanced emergency brake assist system available. See **133, ADVANCED EMERGENCY BRAKE ASSIST**.

A fault with the EBA system is indicated by the brake warning lamp illuminating and an associated warning message. See **51, BRAKE (RED)**. Drive with care, avoiding heavy brake application and seek qualified assistance.