


Adaptive cruise control

ADAPTIVE CRUISE CONTROL OVERVIEW

The Adaptive Cruise Control (ACC) system is designed to maintain a gap from the vehicle ahead, or a set road speed if there is no slower vehicle ahead. A speed may be set at between 32 km/h (20 mph) and 180 km/h (112 mph).

Note: For vehicles with a 3.0 litre engine, the upper limit is 200 km/h (124 mph).

The system acts by regulating the speed of the vehicle, using engine control and the brakes.

 **ACC is not a collision warning or avoidance system. Additionally, ACC will not react to:**

- Pedestrians or objects in the roadway.
- Oncoming vehicles in the same lane.

The ACC system uses a radar sensor, which projects a beam directly forward of the vehicle to detect objects ahead.

The radar sensor is mounted behind the badge in the centre of the front grille, to provide a clear view forward for the radar beam.

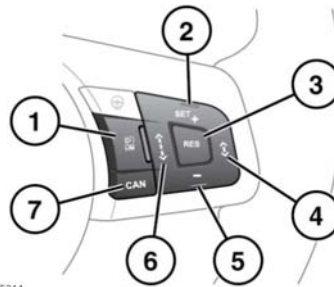
Note: Make sure that this area is kept clean and free from obstructions, for example, stickers, debris, mud, snow, ice, etc.

- Use ACC only when conditions are favourable, i.e., main roads with traffic moving in lanes.
- Do not use during abrupt or sharp turns, e.g., traffic islands, junctions, areas with many parked vehicles, or areas shared with pedestrians.
- Do not use in poor visibility, specifically fog, heavy rain, spray or snow.
- Do not use on icy or slippery roads.
- It is the driver's responsibility to stay alert, drive safely, and be in control of the vehicle at all times.

- Keep the front of the vehicle free from dirt, metal badges or objects, including vehicle front protectors, which may prevent the radar sensor from operating.


USING ACC

The ACC system is operated by controls mounted on the steering wheel. The driver can also intervene at any time by the use of the brake or accelerator pedals.



E 165244

1. **LIM:** Press to switch between the Automatic Speed Limiter (ASL) and ACC. The systems cannot be used simultaneously. The ACC warning lamp will illuminate when ACC is active. See **54, CRUISE CONTROL (GREEN)**.

 When the vehicle's ignition is switched on, the previous state, either ACC or ASL, will automatically be recalled and activated. The set speed will not be recalled.

2. **SET +:** Press to set the vehicle's current speed as the set speed. While ACC is enabled, further pressing of the button will raise the set speed above the vehicle's current speed. The speed of the vehicle will gradually increase to reach the new set speed.