


An airbag status Warning lamp display, mounted on the overhead control panel (as illustrated), will display the operational status


of the passenger airbag, as shown in the table below.


Setting	Passenger airbag status	Warning lamp display
Airbag Off	Disabled	PASSENGER AIRBAG OFF
Airbag On	Activated	ON PASSENGER AIRBAG*

* Displays for 60 seconds, then extinguishes.


Note: The Message centre will also display a warning for 4 seconds every time the ignition is switched on.


 **As soon as the child seat is removed from the front passenger seat, the airbag must be turned on. Failure to do so, will put any front seat passengers at greater risk of death or serious injury in the event of an accident.**


 **When checking the operational status of the front passenger airbag, make sure the ignition is switched on and the warning lamp bulb check period of 8 seconds has elapsed.**

 **Do not fit a child restraint to the front passenger seat if the airbag warning lamp illuminates continuously with the ignition on.**

AIRBAG DEPLOYMENT EFFECTS

 **When an airbag inflates, a fine powder is released. This is normal and not an indication of a malfunction. The powder may cause irritation to the skin and should be thoroughly flushed from eyes and any cuts or abrasions. This powder can cause breathing difficulties for asthma sufferers or other people with respiratory problems. If this occurs, get out of the vehicle as soon as it is safe to do so or get fresh air by opening a window. If breathing problems persist, seek medical attention.**

 **Airbag deployment is accompanied by a very loud noise which may cause discomfort and temporary loss of hearing.**

 **After inflation, some airbag components will be very hot. Do not touch the airbag components until they have cooled sufficiently.**

FRONT AIRBAGS

The front passenger and driver airbags deploy depending on the severity of the frontal impact.