





All of the vehicle's tyres (including the spare) should be checked regularly for damage, wear, and distortion. If you are in any doubt about the condition of a tyre, have it checked immediately by a tyre repair centre or a Dealer/Authorised Repairer.


## TYRE PRESSURES


 All tyre pressures, including the spare, should be checked regularly using an accurate pressure gauge, when the tyres are cold.

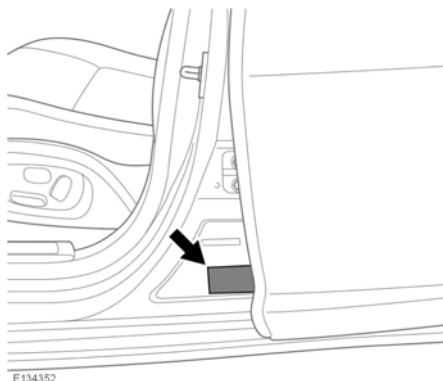
 Pressure checks should be carried out only when the tyres are cold, and the vehicle has been stationary for more than 3 hours. A hot tyre at, or below, the recommended cold inflation pressure, is dangerously under-inflated.

 Never drive your vehicle if the tyre pressures are incorrect. Under-inflation causes excessive flexing and uneven tyre wear. Over-inflation causes harsh ride, uneven tyre wear, and poor handling.

 Do not drive the vehicle with a leaking tyre. Even if the tyre appears to be inflated, it could be dangerously under-inflated and will continue to deflate. Replace or contact an approved repairer.


 Under-inflation also reduces fuel efficiency and tyre tread life and may affect the vehicle's handling and stopping ability.

 If the vehicle has been parked in strong sunlight, or used in high ambient temperatures, do not reduce the tyre pressures. Move the vehicle into the shade and allow the tyres to cool before rechecking the pressures.



E134352

The recommended tyre pressures are listed on a label, located on the driver's side B pillar. Open the driver's door to access the tyre pressure label.

 **The loading of the vehicle should always be considered when checking and adjusting tyre pressures.**

Check the tyres, including the spare, for condition and pressure on a weekly basis and before long journeys.

If tyre pressures are checked while the vehicle is inside a protected covered area (e.g., a garage) and subsequently driven in lower outdoor temperatures, tyre under-inflation could occur.

A slight pressure loss occurs naturally with time. If this exceeds 0.14bar ( 2 psi, 14 kPa) per week, have the cause investigated and rectified by qualified personnel.

If it is necessary to check tyre pressures when the tyres are warm, you should expect the pressures to have increased by up to 0.3 - 0.4 bar (4 - 6 psi, 30 - 40 kPa). Do not reduce the tyre pressures to the cold inflation pressure under these circumstances. Allow the tyres to cool fully before adjusting the pressures.

The following procedure should be used to check and adjust the tyre pressures: