

Child safety

- **IUF** = Suitable for ISOFIX forward child restraint systems of universal category, approved for use in this mass group.
- **IL** = These ISOFIX child restraint systems are of the specific vehicle, restricted or semi-universal categories.

- **X** = Not suitable for ISOFIX child restraint fitment in this mass group.

Note: Ages given are approximate. In case of doubt, the child's weight, not age, should be used when considering an appropriate child seat.


i-Size child restraint system seating positions


Seating position				
	Front Passenger	Rear outboard left	Rear outboard right	Rear centre
i-Size child restraint system	X	i-U	i-U	X


- **i-U** = Suitable for i-Size universal child restraint systems, forward and rearward facing.
- **X** = Seating position not suitable for i-Size universal child restraint systems.

Always fit the upper tether anchorage and tighten correctly.

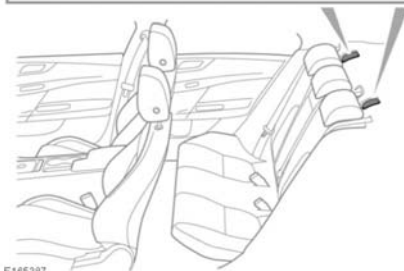
INSTALLING TETHER ANCHORAGE CHILD RESTRAINTS


 Child restraint anchorages are designed to withstand only those loads imposed by correctly fitted child restraints. Under no circumstances are they to be used for adult seat belts, harnesses, or for attaching other items or equipment to the vehicle.

 Always follow the child seat or restraint system manufacturer's instructions when fitting tether straps.

 When fitting a child seat or restraint system, always pass the tether strap over the top of the seat back and beneath the head restraint.

The vehicle is equipped with tether anchorage points, located behind the top of the second row seatback frames. These should be used to attach straps from child seats or child restraint systems.



 Make sure that the rear seatback is securely and completely latched to the vehicle, in the normal upright position.

- Pass the tether strap over the seatback and beneath the head restraint.

- Release the access cover for the relevant tether anchorage point.
- Attach the tether strap hook to the tether anchorage point. Make sure that the tether strap hook is facing the correct way.
- Tighten the tether strap according to the child seat, or the child restraint, manufacturer's instructions.