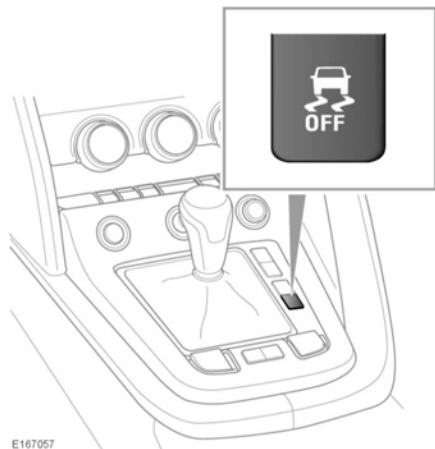


# Stability control



E167057

## Vehicles with manual transmission

Press and hold the DSC switch for more than 3 seconds to switch the system off.

- The Message center will display **DSC Off** and a short warning chime will sound.
- The DSC Off warning lamp in the Instrument panel will illuminate. See **47, DYNAMIC STABILITY CONTROL (DSC) OFF (AMBER)**.

## SWITCHING DSC ON

Press the DSC switch for 1 second and then release to switch the DSC system on.

The Message center will temporarily display **DSC On**.

**Note:** Switching the engine off and then on again, will always revert the DSC status to DSC On, regardless of which mode is selected.

## TRACDSC

### CAUTION

TracDSC should only be used when necessary for the prevailing conditions.

TracDSC is an alternative setting of DSC, with reduced system interventions. With TracDSC engaged, traction may be increased, although stability may be reduced compared to normal DSC functionality. TracDSC is intended for use only on dry tarmac, by suitably experienced drivers. TracDSC should not be selected for other surfaces or by drivers with insufficient skill and training to operate the vehicle safely with the TracDSC function engaged.

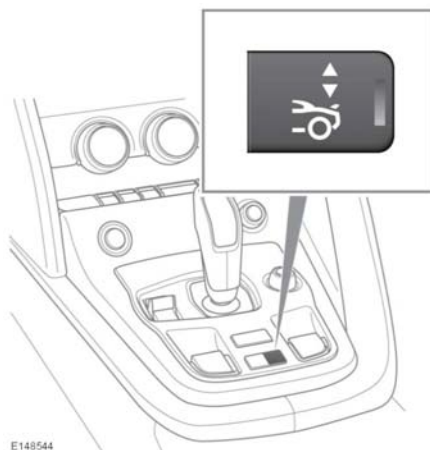
## SWITCHING BETWEEN DSC AND TRACDSC

Press and hold the DSC switch for less than 3 seconds to switch between DSC and TracDSC. The Message center will temporarily display either **TracDSC** or **DSC On**.

The DSC Off warning lamp will illuminate when TracDSC is active.

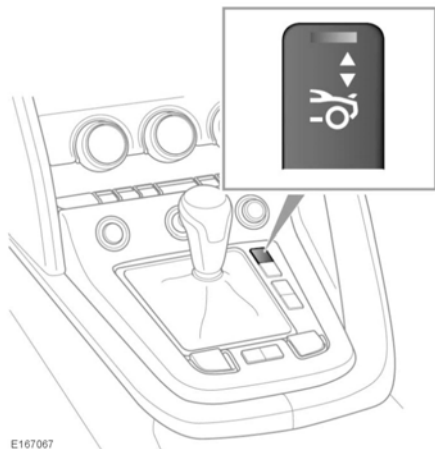
**Note:** Cruise control will automatically be disengaged.

## SPOILER



E148544

## Vehicles with automatic transmission



E167067

## Vehicles with manual transmission

### NOTICE

Make sure the Deployable Rear Spoiler (DRS) is fully retracted before using a car wash or a pressure washer.

If a fault is detected in the DRS system, then the message **SPOILER NOT AVAILABLE** will be displayed in the Message center. In some cases, the DRS system may reset by switching the ignition off for a few seconds, then switching on again. If the message is still displayed, drive with caution and seek assistance from a Dealer/Authorized Repairer as soon as possible.

**Note:** If the message **SPOILER NOT AVAILABLE** is displayed, the vehicle's maximum speed will be limited to 135 mph (217 km/h), and Dynamic Stability Control (DSC) will be switched on.

Regularly check and clean the DRS housing and drainage areas.

When driving in adverse conditions, make sure that the DRS is clear of obstructions (for example, ice, snow, leaves, etc.). Manually check the operation of the DRS before each trip.

Do not attach or apply any loads to the DRS (for example, bicycle carrier, luggage rack, signs, etc.).

**Note:** Continuous operation of the DRS may cause the system to overheat and cease operation. If this occurs, allow sufficient time for the system to cool.

### Automatic spoiler operation (Convertible only)

The DRS will automatically deploy when the vehicle reaches a speed of 60 mph (96 km/h).

The DRS will retract if the vehicle's speed is below 40 mph (64 km/h).

### Manual spoiler operation (Convertible only)

Press the switch to manually deploy the DRS at speeds below 60 mph (96 km/h). The switch will illuminate to confirm.

**Note:** The DRS can also be manually deployed when the vehicle is stationary, for maintenance.

**Note:** The DRS will not automatically retract when in manual mode. It is advisable to return the DRS to automatic mode, when manual mode is no longer required.

Press the switch again to return to automatic mode. The switch lamp will extinguish to confirm.

**Note:** If the vehicle is stationary, or the vehicle's speed is below 13 mph (21 km/h), the luggage compartment lid must be closed, and the switch must be continually pressed until the DRS is fully retracted. If retraction is aborted, then release the switch and press again to return to the fully deployed position.

**Note:** Manual retraction of the DRS is available for up to 40 seconds after the ignition has been switched off.

### Automatic spoiler operation (Coupe only)

The DRS will automatically deploy when the vehicle reaches a speed of 70 mph (113 km/h).