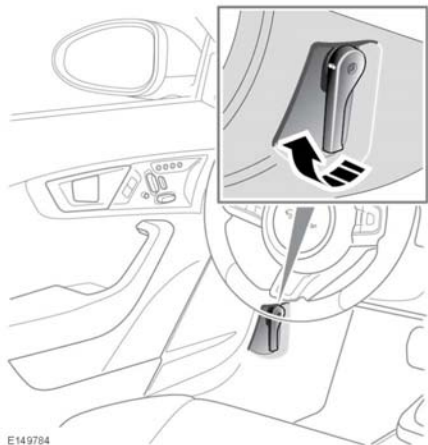


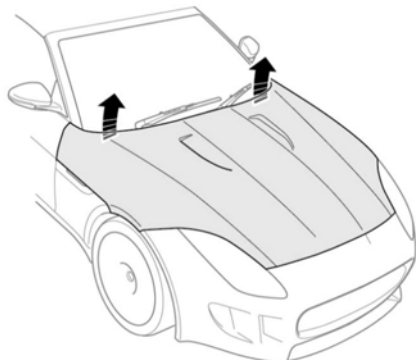
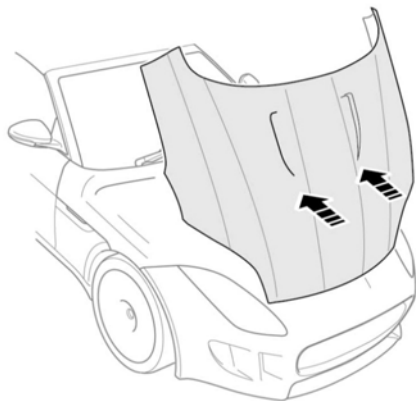
## OPENING THE HOOD



E149784

1. Pull the hood release handle located in the left-side footwell.
2. Reach across to the center rear edge of the hood and lift. The gas filled struts will assist raising the hood and retain it in the fully open position.

## CLOSING THE HOOD



E159499

### **⚠ WARNING**

**Before closing the hood, make sure that no-one is obstructing the closing area and that hands and clothes are clear.**

### **NOTICE**

*When closing the hood, make sure that you are standing in front of the vehicle. Do not attempt to close the hood while standing at the side of the vehicle, this may result in incorrect latching of the hood.*