




## Right side under bonnet cover

1. Place the 2 locating lugs at the rear edge of the cover into the surrounding panel.
2. Press the cover down to engage the cover securing catch.


## FUEL SYSTEM

-  **Under no circumstances should any part of the fuel system be dismantled or renewed by anyone other than a suitably qualified vehicle technician.**
-  **Make sure sparks and naked lights are kept away from the engine compartment.**
-  **Wear protective clothing, including, where practicable, gloves made from an impervious material.**

## EMISSION CONTROL SYSTEM

Land Rover vehicles are fitted with emission and evaporative control systems. In many countries it is unlawful to tamper, modify or renew such equipment and legal penalties apply if the laws are flouted.




Dealers/Authorised Repairers are properly equipped to perform repairs and to maintain these systems.

-  **Exhaust fumes contain poisonous substances which can cause unconsciousness and may even be fatal.**
- Do not inhale exhaust gases.
- Do not start or leave the engine running in an enclosed unventilated area.
- Do not drive the vehicle with the tailgate open.
- Do not modify the exhaust system.
- Exhaust leaks should be repaired immediately.

- If exhaust fumes are thought to be entering the vehicle, have it investigated immediately.

**Note:** *Running out of fuel can result in a misfire. This can cause damage to the emission control system.*

## CHANGING A BULB


-  **If the lighting has just been switched off, give the bulbs time to cool. Handling them when hot may cause personal injury.**
-  Always replace bulbs with the correct type and specification. If you are in any doubt, contact a Dealer/Authorised Repairer for advice. See **267, BULB SPECIFICATION.**
-  Before attempting a bulb change, make sure the ignition and affected lamp are turned off. If the circuit remains live, a short circuit can occur, which may damage the vehicle's electrical system.

Not all bulbs are renewable. The following bulbs can be renewed:

- Headlamps with halogen bulbs.
- Direction indicators.
- Reversing lamp.
- Rear fog lamp.
- Some interior lamps.

All other exterior lamps and some interior lamps are LED (Light Emitting Diode) lamps and can only be renewed by a Dealer/Authorised Repairer.

All replacement procedures require the removal of components to gain access to the bulbs.

-  Moving a headlamp unit should only be undertaken by a qualified technician. If in doubt, consult a Dealer/Authorised Repairer.