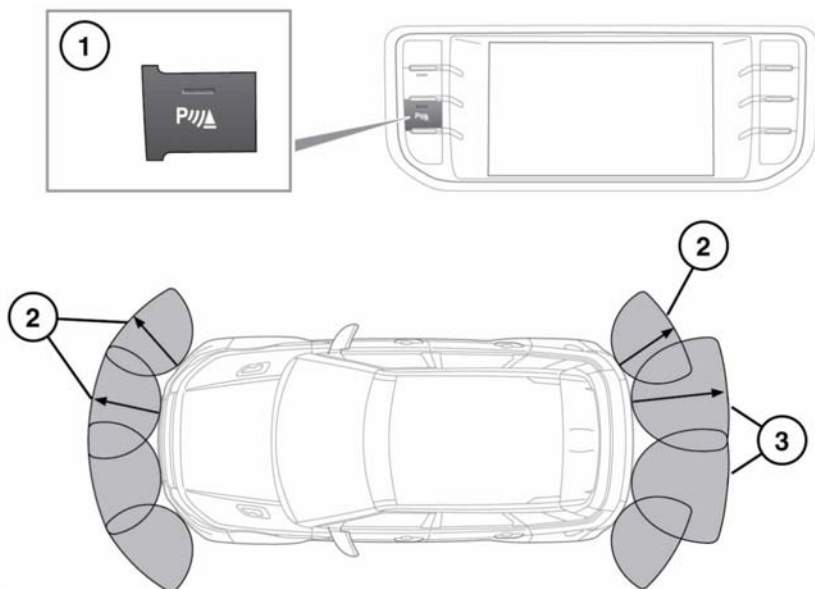





## USING THE PARKING AID



1. Parking aid button.
2. Parking aid front and rear sensor detection range is approximately 1200 mm (47 inches).
3. Parking aid rear sensor detection range is approximately 1800 mm (71 inches).

 **Parking aids may not detect moving objects, such as children and animals, until they are dangerously close. Always use extreme caution when manoeuvring and always use your mirrors.**

 The Parking aid sensors may not detect some obstructions, for example, narrow posts or small objects close to the ground.

 If accessories, e.g., tow bar, are fitted to the rear of the vehicle, particular care must be taken when reversing. The rear sensors will only indicate the distance from the bumper to the obstacle.

**Note:** If a trailer is connected to a Land Rover approved trailer socket, the rear sensors will be disabled.

To enable the Parking aid system, press the Parking aid button (1) while the vehicle is moving forwards. The button indicator will illuminate to confirm.

To disable the Parking aid system, press the Parking aid button again. The button indicator will extinguish to confirm.