




## LOCKING AND ARMING THE ALARM


-  **CAUTION:** No modifications or additions should be made to the anti-theft system. Such changes could cause the system to malfunction.

There are 2 levels of security:

- **Single locking:** With all of the doors and the tailgate closed, press the lock button on the Smart key once, to Single lock the vehicle and activate the perimeter alarm. The alarm LED in the Instrument panel will start to flash and the hazard warning lamps will flash once to confirm locking. Power-fold mirrors will fold in (if enabled).
- **Double locking:** A second press within 3 seconds will Double lock the vehicle and activate the full alarm system. The hazard warning lamps will flash a second time to confirm the enhanced Double lock state. An audible confirmation may also be given. The audible warning can be set/disabled via **Audible lock warning** in the **Vehicle set-up** menu. See **42, INSTRUMENT PANEL MENU**.

-  The vehicle will not lock if a door, the tailgate or the bonnet aperture is open, or the ignition is ON. No lamps will flash and if the lock request is via the Smart key, there will be an audible mislock warning.

-  Make sure the Smart key does not remain in the vehicle prior to closure. If the vehicle is in an area of localised RF interference or the Smart key is shielded by metal objects, the vehicle may close and lock with no means of opening again.

-  Remove any additional Smart keys from the vehicle before locking.

**Note:** The fuel filler flap can be opened only when the vehicle is unlocked.

## SINGLE LOCKING


Single locking secures the vehicle and prevents the doors from being opened from outside. The doors may still be unlocked and opened using the interior door locks and release levers. In this state, only the perimeter (exterior) alarm is activated. When the vehicle is Single locked and the alarm is armed, the alarm will sound if the bonnet, tailgate or a door is opened.

In some markets where a battery backed sounder is fitted the following actions will also sound the alarm:

- The vehicle battery is disconnected.
- An attempt is made to disconnect the alarm siren.

**Note:** Single locking should be used in circumstances such as travelling on a ferry, if pets are to be left in the vehicle, or if a window must be left open.

## DOUBLE LOCKING

-  **Never double lock the vehicle with people, children, or pets inside. In the event of an emergency they would be unable to escape and the emergency services would be unable to release them quickly.**

Double locking secures the vehicle and prevents the doors being opened from inside or outside of the vehicle. The doors cannot be unlocked or opened from inside the vehicle when double locked.

This provides additional security if the vehicle is left unattended. The vehicle cannot be opened by breaking a window and operating the interior door locks and release levers.

Additionally, Double locking also activates the full alarm system with intrusion sensing (market dependent) and tilt sensing. When the vehicle is Double locked the alarm will sound if: