


 **WARNING** Position the seat belt correctly for the safety of the mother and unborn child. Never wear just the lap strap, and never sit on the lap strap whilst using just the shoulder strap. Both of these actions are extremely dangerous and increase your risk of serious injury in the event of an accident or during emergency braking.

 Never place anything between you and the seat belt in an attempt to cushion the impact in the event of an accident. It can be dangerous and reduce the effectiveness of the seat belt in preventing injury.


 Position the lap strap comfortably across the hips beneath the abdomen. Place the diagonal part of the seat belt between the breasts and to the side of the abdomen. Ensure that the seat belt is not slack or twisted.


4. To adjust the seat belt height:
- Press to release the catch.
  - With the catch depressed, slide the mechanism up or down to the required height. Release the catch and make sure the locking mechanism has engaged.


 **The use of comfort clips or devices that would create slack in the seat belt system, is not advised.**


 **WARNING:** No modifications or additions should be made by the user which will either prevent the seat belt adjusting devices from operating to remove slack, or prevent the seat belt assembly from being adjusted to remove slack.


## SEAT BELT SAFETY


 Care should be taken to avoid contamination of the webbing with polishes, oils and chemicals, and particularly battery acid. Cleaning may safely be carried out using mild soap and water. The belt should be replaced if webbing becomes frayed, contaminated or damaged.

 It is essential to replace the entire assembly after it has been worn in a severe impact, even if damage to the assembly is not obvious.

 If any damage, wear, cuts, defects, or impaired operation are noted with the seat belts, the vehicle should be taken to a Dealer/Authorised Repairer for immediate attention. Do not use the vehicle if the seat belts cannot be operated correctly.

 Do not carry hard, fragile or sharp items between your person and the seat belt.

 **Seat belts should be worn by all vehicle occupants, for every journey, no matter how short. Failure to wear a seat belt significantly increases the chance of serious injury or death in the event of a crash.**

 **Never wear just the lap belt or just the shoulder belt of a lap/shoulder diagonal seat belt. Both of these actions are extremely dangerous and may increase your risk of injury.**

 **When using seat belts to restrain items other than occupants, take care to ensure that the belts are not damaged, or exposed to sharp edges.**