





TOPPING UP THE COOLANT

 **Never remove the filler cap when the engine is hot.**

 **Antifreeze is highly inflammable. Do not allow antifreeze to come into contact with naked flames or other sources of ignition (e.g. a hot engine) - a fire may result.**

 **Unscrew the filler cap slowly, allowing the pressure to escape before removing completely.**


 When travelling in territories where the water supply contains salt, always make sure you carry a supply of fresh (rain or distilled) water. Topping up with salt water will cause serious engine damage.

Top-up to the upper level indicator mark located on the side of the expansion tank. For the coolant fluid specification, see **213, LUBRICANTS AND FLUIDS.**

***Note:** In an emergency, and only if the approved antifreeze is unavailable, top-up the cooling system with clean water, but be aware of the resultant reduction in frost protection. Do not top-up or refill with conventional antifreeze formulations. If in doubt consult a qualified technician.*

Make sure that the cap is tightened fully after top-up is completed by turning the cap until the ratchet cap clicks.

CHECKING THE BRAKE FLUID LEVEL

 **Seek qualified assistance immediately if brake pedal travel is unusually long, unusually short or if there is any significant loss of brake fluid. Driving under such conditions could result in extended stopping distances or complete brake failure.**



If the quantity of fluid in the brake reservoir drops below the recommended level, a red warning lamp in the instrument panel will illuminate and the message **Brake Fluid Low** will be displayed in the message centre.

***Note:** If the warning lamp illuminates or the message is displayed while the vehicle is being driven, stop the vehicle as soon as safety permits by gently applying the brakes. Check and top-up the fluid level if necessary.*



Brake fluid is highly toxic - keep containers sealed and out of the reach of children. If accidental consumption is suspected, seek medical attention immediately.



If the fluid comes into contact with the skin or eyes, rinse immediately with plenty of water.



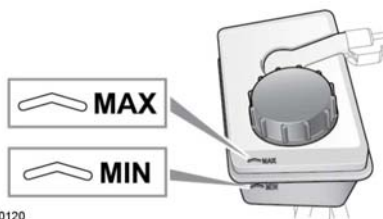
Brake fluid is highly inflammable. Do not allow brake fluid to come into contact with naked flames or other sources of ignition (e.g. a hot engine).



Do not drive the vehicle with the fluid level below the MIN mark.

With the vehicle on level ground, check the fluid level at least every week (more frequently in high mileage or arduous operating conditions).

The brake fluid reservoir is located beneath a cover on the raised platform to the rear of the main underbonnet area. See **168, FLUID FILLER LOCATIONS.**



E150120