




If a valet service is used, make sure that the specialist concerned is aware of, and follows, these instructions precisely.

## FABRIC UPHOLSTERY

-  Never use soap, ammonia, bleach or other cleaners intended for use on hard surfaces.
-  Do not use upholstery cleaner on electrical equipment such as fascia switches.
-  When cleaning around electrical equipment such as switches, make sure that fluids do not leak into any gaps around the components or between panels or trim.

Use Jaguar Upholstery Cleaner, following the instructions. Avoid over-wetting.

## REMOVING STAINS

Most stains on woollen fabric can be removed if treatment is carried out immediately, before the stain has a chance to dry-in.

Most stains can be treated with one of three cleaning fluids: Jaguar Upholstery Cleaner, dry cleaning fluid or clean water. Follow the instructions on the package.

## INSTRUMENT PANEL, TOUCH SCREEN AND AUDIO SYSTEM

Only use a soft dry cloth to clean the Instrument panel, Touch screen and audio system. Do not use cleaning fluids or sprays.

## CARPET AND MATS

Marks or stains can be removed by gentle scrubbing with a weak solution of soap and warm water.

For more stubborn stains a commercially available carpet cleaner should be used.

## SEAT BELTS



**Do not allow any water, cleaning products, or fabric from cloths to enter the seat belt mechanism. Any substance which enters the mechanism may affect the performance of the seat belt in an impact.**

Extend the seat belts fully, then use warm water and a non-detergent soap to clean. Allow the seat belts to dry naturally while fully extended and do not allow the belts to retract until fully dry.

***Note:** While cleaning the seat belt, take the opportunity to examine the webbing for damage and wear. Any wear or damage should be reported to, and rectified by, a Dealer/Authorised Repairer.*

## AIRBAG MODULE COVERS



**Airbag covers should only be cleaned using a slightly dampened cloth, and a small amount of upholstery cleaner.**



**Any substance which enters the mechanism, can prevent correct deployment of an airbag during an impact.**