


2. Lift the safety catch lever located below the centre point of the bonnet and then raise the bonnet.

CLOSING THE BONNET

 **Do not drive with the bonnet retained by the safety catch alone.**

1. Lower the bonnet until the safety catch engages. Using both hands, press the bonnet down until the 2 catches click.
2. Check that both catches are fully engaged by attempting to lift both sides of the front edge of the bonnet. This should be free from all movement.


UNBLOCKING WASHER JETS


 Do not operate the washer jets during adjustment. Windscreen washer fluid may cause irritation to the eyes and skin. Always read and observe the washer fluid manufacturer's instructions.


If a washer jet becomes blocked, use a thin strand of wire to unblock the jet by inserting the wire into the jet. Make sure that the wire is completely removed after unblocking.


LAMP FAILURE


Headlamp unit

 **Replacement or maintenance of Xenon lamps should only be carried out by suitably qualified personnel.**

 **High voltage is required to ignite the Xenon lamps.**


 **Xenon lamp units operate at a very high temperature. Make sure that the lamp units have cooled before attempting to touch them.**

 **Used Xenon lamp units contain mercury which is hazardous and can be injurious to health.**


 All other lamps within the headlamp unit are LEDs and should only be replaced by a Dealer/Authorised Repairer.


Correct disposal of the Xenon lamp unit should be referred to your Jaguar Dealer/Authorised Repairer or your local authority.

Side, repeater and rear lamps

 These lamps are LED units and should only be replaced by a Dealer/Authorised Repairer.

LICENCE PLATE LAMP BULB REPLACEMENT

 Always replace bulbs with the correct type and specification. If you are in any doubt, contact your Dealer/Authorised Repairer for advice.

 Before attempting to replace a bulb, make sure that both the affected lamp and the ignition are turned off. Otherwise, damage to the vehicle's electrical system may occur.

Licence plate lamps each contain a 5 Watt W5W bulb.