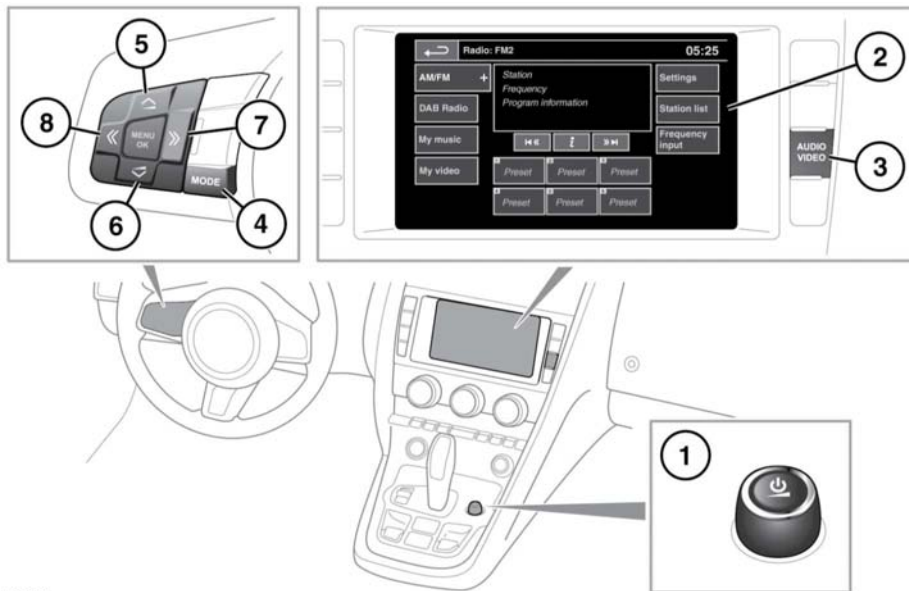


## AUDIO/VIDEO CONTROLS



E161593

**!** In the interest of safety, only operate, adjust, or view the system when it is safe to do so.

**!** Sustained exposure to high sound levels (greater than 85 decibels) can damage your hearing.

**Note:** Some types of body-mounted accessories (for example, external Luggage compartment stowage devices) may affect the performance of this system.

### 1. On/off and volume control:

- Press to switch the system on/off.
- Rotate to adjust the volume level (displayed on the Touch screen).

**Note:** The Audio system operates with the ignition on or off but switches off with the ignition and needs to be switched on again.

### 2. Touch screen.

### 3. Shortcut to the **Audio/Video** menu.

### 4. Steering wheel controls, **MODE**:

- Short press to scroll through all audio/video sources.
- Long press to scroll through audio/video source sub-selections, e.g., In My music: iPod, Bluetooth, stored CD and CD, etc.

### 5. Press to increase the volume.

### 6. Press to decrease the volume.

### 7. Seek up:

- Short press to select the next radio preset, next preset TV channel, or next track on the chosen audio source.

# Audio/video overview

- Long press to seek to the next radio station or to select the next TV channel on the channel list.

## 8. Seek down:

- Short press to skip/move to the previous radio preset or the previous preset TV channel, or previous track on the list.
- Long press to seek to the previous radio station or to select the previous TV channel on the channel list.

## Instructional video - Steering wheel controls.



E151788

## AUDIO SETTINGS

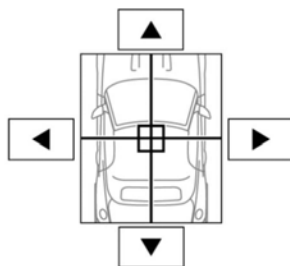
To view the audio settings menu, touch the **Settings** soft key on the **Audio/video menu** screen. See **59, TOUCH SCREEN HOME MENU**.

### To adjust the sound settings:

1. Touch the + or - soft keys to adjust Bass, Treble or Subwoofer levels.
2. If surround sound is fitted, touch **DPLIIx**, **DTS Neo:6**, **Meridian Trifield** or select **Off** to switch surround sound off.

**Note:** Surround sound options are not available for certain sources where the surround sound mode is set automatically.

### To adjust balance and fade:



E151486

1. From the sound settings menu, select **Balance/Fade**.
2. Touch the arrow soft keys to move the sound focal point to the desired area of the vehicle. Alternatively, touch the sound focal point and 'drag' it to the required position.

## Instructional video - Audio settings.

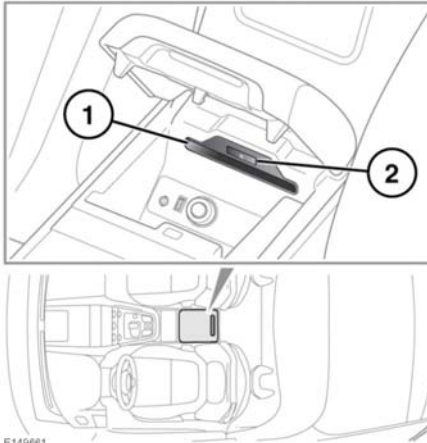


E151789

## LOADING DISCS

- ! Do not force the disc into the slot.
- ! Do not use irregular shaped CDs or DVDs and those with a scratch protection film or self-adhesive label attached.
- ! The CD unit will play compact discs that conform to the international Red Book standard audio specification. Playback of CDs not conforming to this standard cannot be guaranteed.
- ! Recordable (CD-R) discs and re-writable (CD-RW) discs may not function correctly.
- ! Recordable (DVD-R or DVD+R) discs may not function correctly.

- !** Dual format, dual-sided discs (DVD Plus, CD-DVD format) are thicker than normal CDs and; consequently, playback cannot be guaranteed, and jamming may occur.



1. CD/DVD loading slot.
2. CD/DVD eject button.

It is recommended that only high quality 12 cm (4.7 in.) circular discs are used.

The unit will play Compact Disc Digital Audio (CDDA) discs, MP3, WMA, WAV, and AAC files.

The CD/DVD player will accommodate one CD or DVD disc at a time, but up to 10 CDs can be uploaded onto the virtual store.

Only CDDA discs can be loaded into the virtual CD store.

## LICENSING



E135227



E132539

Manufactured under license from Dolby Laboratories.

Dolby, Pro Logic, and the double-D symbol are registered trademarks of Dolby Laboratories.



E132540

Manufactured under license under U.S. Patent #'s: 5,451,942; 5,956,674; 5,974,380; 5,978,762; 6,487,535; 7,003,467 & other U.S. and worldwide patents issued & pending. DTS, the Symbol, and Neo:6 are registered trademarks, & DTS Digital Surround and the DTS logos are trademarks of DTS, Inc. Product includes software. © DTS, Inc. All Rights Reserved.



E132541

# Audio/video overview



E132542

Manufactured under license under U.S. Patent #'s: 5,451,942; 5,956,674; 5,974,380; 5,978,762; 6,487,535 & other U.S. and worldwide patents issued & pending. DTS and the Symbol are registered trademarks, & DTS 2.0+ Digital Out and the DTS logos are trademarks of DTS, Inc. Product includes software. © DTS, Inc. All Rights Reserved.



E132543

DivX Certified® to play DivX® video.

DivX®, DivX Certified® and associated logos are registered trademarks of DivX, Inc. and are used under license.

**ABOUT DIVX VIDEO:** DivX® is a digital video format created by DivX, Inc. This is an official DivX Certified device that plays DivX video. Visit [www.divx.com](http://www.divx.com) for more information and software tools to convert your files into DivX video.

**ABOUT DIVX VIDEO-ON-DEMAND:** This DivX Certified® device must be registered in order to play DivX Video-on-Demand (VOD) content. To generate the registration code, locate the DivX VOD section in the device setup menu.

1. Follow the route, Home Menu - Audio Video - TV/My video - Settings - VOD.
2. An 8 digit code will be displayed. This is your unique DivX code. Make a note of this code and keep it for future reference.

Go to <http://vod.divx.com> with this code to complete the registration process and learn more about DivX VOD.

Covered by one or more of the following U.S. Patents: 7,295,673; 7,460,668; 7,515,710; 7,519,274.



E132544

Music and video recognition technology and related data are provided by Gracenote®. Gracenote is the industry standard in music recognition technology and related content delivery. For more information, please visit [www.gracenote.com](http://www.gracenote.com).

CD, DVD, Blu-ray Disc, and music and video-related data from Gracenote, Inc., copyright © 2000 to present Gracenote. Gracenote Software, copyright © 2000 to present Gracenote. One or more patents owned by Gracenote apply to this product and service. See the Gracenote website for a non-exhaustive list of applicable Gracenote patents. Gracenote, CDDB, MusicID, MediaVOCS, the Gracenote logo and logotype, and the "Powered by Gracenote" logo are either registered trademarks or trademarks of Gracenote in the United States and/or other countries.

## **GRACENOTE® END USER LICENSING AGREEMENT**

This application or device contains software from Gracenote, Inc. of Emeryville, California (“Gracenote”). The software from Gracenote (the “Gracenote Software”) enables this application to perform disc and/or file identification and obtain music-related information, including name, artist, track, and title information (“Gracenote Data”) from online servers or embedded databases (collectively, “Gracenote Servers”) and to perform other functions. You may use Gracenote Data only by means of the intended End-User functions of this application or device.

You agree that you will use Gracenote Data, the Gracenote Software, and Gracenote Servers for your own personal non-commercial use only. You agree not to assign, copy, transfer or transmit the Gracenote Software or any Gracenote Data to any third party. **YOU AGREE NOT TO USE OR EXPLOIT GRACENOTE DATA, THE GRACENOTE SOFTWARE, OR GRACENOTE SERVERS, EXCEPT AS EXPRESSLY PERMITTED HEREIN.**

You agree that your non-exclusive license to use the Gracenote Data, the Gracenote Software, and Gracenote Servers will terminate if you violate these restrictions. If your license terminates, you agree to cease any and all use of the Gracenote Data, the Gracenote Software, and Gracenote Servers. Gracenote reserves all rights in Gracenote Data, the Gracenote Software, and the Gracenote Servers, including all ownership rights. Under no circumstances will Gracenote become liable for any payment to you for any information that you provide. You agree that Gracenote, Inc. may enforce its rights under this Agreement against you directly in its own name.

The Gracenote service uses a unique identifier to track queries for statistical purposes. The purpose of a randomly assigned numeric identifier is to allow the Gracenote service to count queries without knowing anything about who you are. For more information, see the web page for the Gracenote Privacy Policy for the Gracenote service.

The Gracenote Software and each item of Gracenote Data are licensed to you “AS IS.” Gracenote makes no representations or warranties, express or implied, regarding the accuracy of any Gracenote Data from in the Gracenote Servers. Gracenote reserves the right to delete data from the Gracenote Servers or to change data categories for any cause that Gracenote deems sufficient. No warranty is made that the Gracenote Software or Gracenote Servers are error-free or that functioning of Gracenote Software or Gracenote Servers will be uninterrupted. Gracenote is not obligated to provide you with new enhanced or additional data types or categories that Gracenote may provide in the future and is free to discontinue its services at any time.

**GRACENOTE DISCLAIMS ALL WARRANTIES EXPRESS OR IMPLIED, INCLUDING, BUT NOT LIMITED TO, IMPLIED WARRANTIES OF MERCHANTABILITY, FITNESS FOR A PARTICULAR PURPOSE, TITLE, AND NON-INFRINGEMENT. GRACENOTE DOES NOT WARRANT THE RESULTS THAT WILL BE OBTAINED BY YOUR USE OF THE GRACENOTE SOFTWARE OR ANY GRACENOTE SERVER. IN NO CASE WILL GRACENOTE BE LIABLE FOR ANY CONSEQUENTIAL OR INCIDENTAL DAMAGES OR FOR ANY LOST PROFITS OR LOST REVENUES.**

© Gracenote, Inc. 2009