






CHILD SEATS

 If it is essential that a child travels in the front, set the vehicle seat fully rearward, fully raised and seat the child in an approved forward-facing child seat. Do not use a rear-facing child seat - an inflating airbag could impact with the seat and cause serious injury.

 Do not use a forward-facing child seat until the child using it is above the minimum weight of 9 kg (20 lb) and able to sit up unaided. Up to the age of two, a child's spine and neck are not sufficiently developed to avoid injury in a frontal impact.

 Do not allow a baby or infant to be held or carried on the lap. The force of a crash can increase effective body weight by as much as thirty times, making it impossible to hold onto the child.


 Children typically require the use of a booster seat appropriate to their age and size, thereby enabling the seat belts to be properly fitted, reducing the risk of injury in a crash. Children could be endangered in a crash if their child restraints are not properly secured in the vehicle.

 Do not use a child seat that hooks over the seatback. This type of seat cannot be satisfactorily secured and is unlikely to be safe for your child.

The seat belts fitted to your vehicle are designed for adults and larger children. It is very important for all infants and children under 12 years of age to be restrained in a suitable child safety seat appropriate to their age and size.

If it is essential that a child travels in the front passenger seat (and if national legislation permits this), Jaguar recommends that the following preparations are made before fitting the child restraint.

- Disable the front passenger airbag. See **33, DISABLING THE PASSENGER AIRBAG**.
- Adjust the front passenger seat fully rearwards.
- Adjust the lumbar support to its minimum support position.
- Adjust the seat cushion to its highest position. If cushion front tilt adjustment is possible, adjust it to its lowest position.
- Adjust the seatback to the fully upright position.

 **Extreme hazard! Do not use a rearward facing child restraint on a seat protected by an airbag in front of it!**



E132397

The symbol above, affixed to the front door post on the passenger side, and the label below, affixed to the sun visor, warn against the use of a rear-facing child seat in the front passenger seat, when a front passenger airbag is fitted and operational.



E145193

! **NEVER use a rearward facing child restraint on a seat protected by an ACTIVE AIRBAG in front of it, DEATH or SERIOUS INJURY to the CHILD can occur.**

CHILD RESTRAINT CHECK LIST

Every time a child travels in the vehicle, observe the following:

- Disable the front passenger airbag. See **33, DISABLING THE PASSENGER AIRBAG.**
- Use appropriate child restraints.
- Carefully follow the restraint system manufacturer's instructions.
- Adjust the harnesses for every child on every journey.
- Make sure that all slack is removed from the adult seat belt.
- Always check the security of the child restraint.
- Do not dress a child in bulky clothing, or place any objects/padding between the child and the restraint.
- Regularly check the fit and condition of child restraints. If the fit is poor, or wear/damage is visible, replace the restraint immediately.
- Set a good example - always wear your seat belt.

Child safety

CHILD SEAT POSITIONING

! Information given within the table is correct at the time of going to press. However, availability of child restraints may change. Please consult your Dealer/Authorised Repairer for the latest recommendation.

Note: The information contained in the following table may not be applicable to all countries. If you are in any doubt regarding the type and fitment of child seats, seek advice from your Dealer/Authorised Repairer.

Seating position	Mass group				
	0 = Up to 10 kg (22 lb.) 0-9 months	0+ = Up to 13 kg (29 lb.) 0-18 months	I = 9 to 18 kg (20-40 lb.) 9 months to 4 years	II = 15 to 25 kg (33-55 lb.) 4-9 years	III = 25 to 36 kg (55-80 lb.) 8-12 years
Front passenger*	U	U	U	U	U

U = Suitable for universal category restraints approved for this mass group.

* Always make sure that the passenger airbag has been disabled before using a child restraint in this seating position. The seatback needs to be adjusted to the fully upright position.

Note: Ages given are approximate. In case of doubt, the child's weight, not age, should be used when considering an appropriate child seat.

BOOSTER SEATS

In a situation where a child is too large to fit into a child safety seat, but is still too small to safely fit the three-point belt properly, a booster seat is recommended for maximum safety. Follow the manufacturer's instructions for fitting and use, then adjust the seat belt to suit.

RECOMMENDED CHILD SEATS

(Not Australia)

Child size/age	Recommended seat
Groups 0 and 0+	Britax/Römer Baby Safe Plus
Group I	Britax/Römer Duo Plus
Group II and III	Britax/Römer Kid Plus