





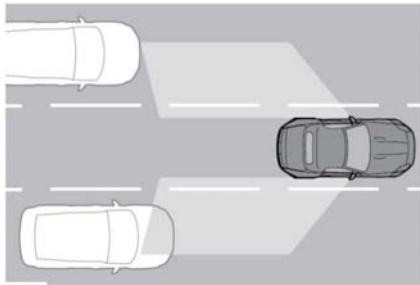


# Blind spot monitoring

## BLIND SPOT MONITOR

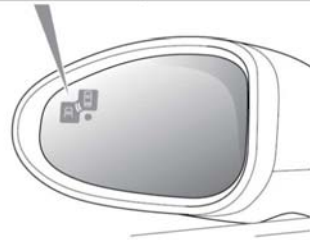
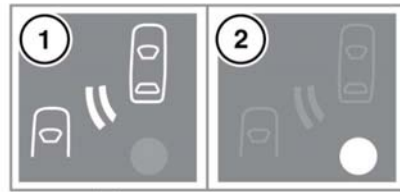
-  **The Blind Spot Monitor (BSM) system is a supplement to, not a replacement for, a safe driving style and use of the exterior and rear-view mirrors.**
-  **Please note that BSM may not be able to give adequate warning of vehicles approaching very quickly from behind or vehicles that are being overtaken rapidly.**
-  **BSM may not be able to detect all vehicles and may also detect objects, such as roadside barriers, etc.**
-  **The radar sensors may be impaired by mud, rain, frost, ice, snow, or road spray. This may affect the system's ability to reliably detect a vehicle/object within the blind spot.**
-  **Make sure that the warning indicators in the exterior mirrors are not obscured by stickers or other objects.**
-  **Do not attach stickers or objects to the rear bumpers, that may interfere with the radar sensors.**



E149545

The Blind Spot Monitor (BSM) system monitors a zone that covers the area adjacent to the vehicle, that is not easily visible by the driver and is designed to identify any object overtaking the vehicle. The system uses a radar on each side of the vehicle to identify any overtaking vehicle/object within the blind spot area of the vehicle, while disregarding other objects which may be stationary or travelling in the opposite direction, etc.

The radar monitors the area extending from the exterior mirror rearwards, to approximately 6 metres (20 feet) behind the rear wheels, and up to 2.5 metres (8.2 feet) from the side of the vehicle (the width of a typical carriageway lane).



E149576

If an object is identified by the system as being an overtaking vehicle/object, an **amber** warning icon (1) illuminates in the relevant exterior mirror, to alert the driver that there is a potential hazard in the vehicle's blind spot and; therefore, that a lane change might be dangerous.

**Note:** *This radar sensor is approved in all RTTE countries.*

**Note:** The system covers an area of a fixed lane width. If the lanes are narrower than a typical carriageway lane, objects travelling in non-adjacent lanes may be detected.

BSM automatically switches on and becomes active when the vehicle is travelling at more than 10 km/h (6 mph) in a forward gear. When the system initiates, it performs a self-check, during which the warning icons in the mirrors illuminate alternately for a short period of time.

The indicator dot (2) remains illuminated until forward vehicle speed exceeds 10 km/h (6 mph).

**Note:** BSM is automatically turned off when Reverse (R) gear is selected, when the vehicle is in Park (P), or the vehicle is travelling below 5 km/h (3 mph). Under these conditions, an **amber** warning indicator within the exterior mirror is displayed.

BSM is designed to work most effectively when driving on multi-lane highways.

BSM can be enabled or disabled through the Instrument panel menu. See 35, **INSTRUMENT PANEL MENU**.

**Note:** If an overtaking vehicle is detected on both sides of the vehicle simultaneously, the warning icons in both mirrors will illuminate.

Instructional video - Blind spot monitoring.



E151802

## CLOSING VEHICLE SENSING



Closing vehicle sensing is a supplement to, not a replacement for, a safe driving style and use of the exterior and rear-view mirrors.



Closing vehicle sensing may not be able to give adequate warning of vehicles approaching very quickly from directly behind the vehicle. Always use the exterior and rear-view mirrors.



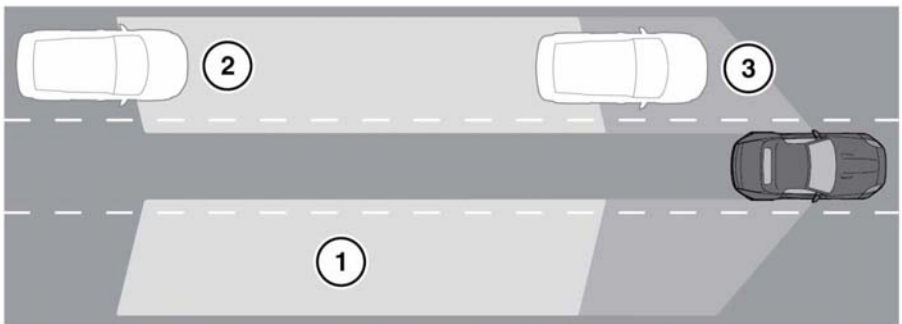
The radar sensors may be impaired by mud, rain, frost, ice, snow, or road spray. This may affect the system's ability to reliably detect an approaching vehicle.



Make sure that the warning indicators in the exterior mirrors are not obscured by stickers or other objects.



Do not attach stickers or objects to the rear bumpers, that may interfere with the radar sensors.



E149644

# Blind spot monitoring

Closing vehicle sensing is designed to perform best on multi-lane motorways with free-flowing traffic and is operational above 13 km/h (8 mph) in a forward gear.

1. Closing vehicle sensing monitors an area behind the vehicle, up to a distance of 60 metres (197 ft) and approximately 2.5 metres (8 ft) from each side of the vehicle (the width of a typical carriageway lane).
2. If a vehicle is detected approaching rapidly, an **amber** warning icon will flash in the relevant exterior mirror to indicate that there is a potential danger.
3. When the detected vehicle reaches the area monitored by the BSM, the **amber** warning icon will illuminate continuously.

**Note:** If rapidly overtaking vehicles are detected on both sides simultaneously, the warning icons in both mirrors will flash.

**Note:** The system covers an area of a fixed lane width. If the lanes are narrower than a typical carriageway lane, objects travelling in non-adjacent lanes may be detected.

**Note:** Closing vehicle sensing is disabled when the vehicle is negotiating a tight radius curve.

**Note:** When BSM is disabled, Closing vehicle sensing is also disabled. See **52, BLIND SPOT MONITOR**.

**Note:** This radar sensor is approved in all RTTE countries.

## BSM SENSORS

The BSM system will automatically disable if either of the sensors become completely obscured, an **amber** warning indicator dot (2) is displayed in the exterior mirror and the message **BLIND SPOT MONITOR SENSOR BLOCKED** appears in the Message centre.

**Note:** Blockage testing is only initiated when the vehicle's speed is above 10 km/h (6 mph) and will take at least 2 minutes of accumulated driving above this speed, to determine that the sensor is blocked.

If the sensors become blocked, then please check that there is nothing obscuring the rear bumper and that it is clear from ice, frost, and dirt.

If a fault with one of the radar sensors is detected, an **amber** warning indicator dot is displayed in the exterior mirror and the message **BLIND SPOT MONITOR NOT AVAILABLE** is displayed in the Message centre.

**Note:** Even if the detected fault only affects the radar sensor on one side of the vehicle, the whole system is disabled. If the fault is temporary, the system will operate correctly once the engine has been switched off and then on again.

If a fault in the system occurs, consult your Dealer/Authorised Repairer.