




-  In freezing or very hot conditions, make sure that the wipers have not stuck to the windscreen before operating.
-  Remove any snow, ice or frost from the windscreen, around the wiper arms and blades, and the screen scuttle, before operating the wipers.

Note: *If the wiper blades become stuck or jammed, an electronic cut-out may temporarily halt wiper operation. If this happens, switch off the wipers and the ignition. Clear any obstructions and free the wiper blades, before attempting to switch on the ignition.*

SPEED-DEPENDENT MODE

If the vehicle's speed drops below 2 km/h (1.2 mph) with the wipers operating, the wipers will switch to the next lowest speed. When the vehicle's speed increases to over 8 km/h (5 mph), the original wiper speed settings are restored.


RAIN SENSOR


-  Make sure that the wipers are switched off before entering a car wash. If the rain sensitive wipers operate during the car washing process, damage may occur to the wiper mechanism.

The rain sensor is able to detect the presence and amount of rain, dirt or snow on the windscreen and automatically activates the windscreen wipers accordingly. Static droplets may not be detected on initial start-up, use a single wipe to clear the screen.

To activate the rain sensitive wipers, move the wiper stalk to the rain sensor position and adjust the rain sensor sensitivity control as required. When rain sensitive wipers are activated and when sensitivity is increased, a single wipe will operate.

WINDSCREEN WASHERS

-  **Some screenwash products are flammable, do not allow screenwash to come into contact with sources of ignition.**

-  Only screenwash products which are approved for automotive use should be used and then only in accordance with the manufacturer's instructions.

To operate the wash/wipe, press and release the button on the end of the wiper stalk. The wipers will perform 5 normal speed wipes, followed by a drip wipe (if configured). The washers will operate during the first 2 wipes.

If the washers are operated with the wipers operating at normal or fast speed, the washer jets will operate for 2 wipes and operation of the wipers will not be affected.

Note: *If the button is pressed and held, the wipers and washers will operate at normal speed until the button is released (or for a maximum of 10 seconds).*

After the button is released, the wipers will operate for a further 3 wipes, followed by a drip wipe (if configured).

TIMED JET FUNCTION

If the timed jet function is configured, the washer jets will only operate on the up stroke of the wipers.



This function can be enabled/disabled by your Dealer/Authorised Repairer.

DRIP WIPE

If the drip wipe function is configured, the wipers will operate 4 seconds after a wash/wipe cycle has finished, to clear any remaining drips from the windscreen.



This function can be enabled/disabled by your Dealer/Authorised Repairer.