




Maintenance

-  Do not allow tools or metal parts of the vehicle to make contact with the battery leads or terminals.


FUEL SYSTEM

-  Under no circumstances should any part of the fuel system be dismantled or replaced by anyone other than a suitably qualified vehicle technician.
-  Ensure sparks and naked lights are kept away from the engine compartment.
-  Wear protective clothing, including, where practicable, gloves made from an impervious material.

USED ENGINE OIL

Prolonged contact with engine oil may cause serious skin disorders, including dermatitis and cancer of the skin. Always wash thoroughly after contact.

OPENING THE BONNET


-  Do not attempt to open the bonnet if the pedestrian protection system has deployed.



E143958

1. Pull the handle located in the left side front footwell to release the 2 bonnet locks.
2. Lift the safety catch lever located below the centre point of the bonnet and then raise the bonnet.

CLOSING THE BONNET

-  Do not drive with the bonnet retained by the safety catch alone.
1. Lower the bonnet until the safety catch engages. Using both hands, press the bonnet down until the 2 locks click.
 2. Check that both locks are fully engaged by attempting to lift both sides of the front edge of the bonnet. This should be free from all movement.