

REAR SEAT SAFETY



All vehicle occupants should be seated correctly and wear a seat belt at all times when the vehicle is in motion.

FOLDING AND RAISING THE REAR SEATS



All items carried in the vehicle should be properly secured. See 72, LUGGAGE ANCHOR POINTS.

Unsecured items can cause death or serious injury in the event of an impact or sudden manoeuvre.



When using seat belts to restrain items other than occupants, make sure that the belts are not damaged or exposed to sharp edges.

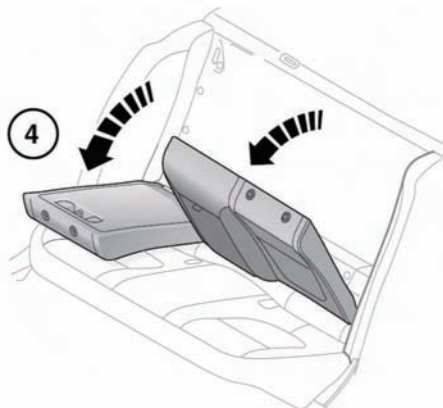
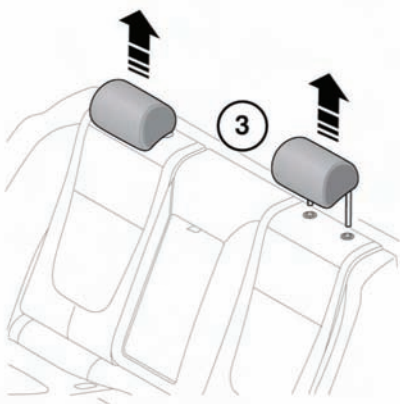
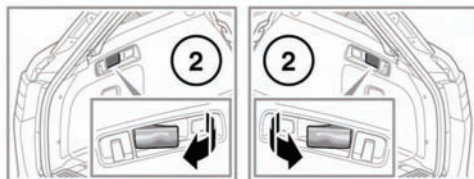
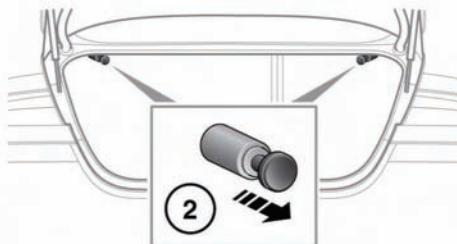


Never allow passengers to travel in the luggage compartment under any circumstances.



Always take note of safety warnings and labels attached to the rear seats. The labels give advice on safely folding and raising the seats.

Rear seats



E146651

1. Stow the rear arm rest.
2. With the luggage compartment open, pull the relevant seat release button or lever, located as shown (view from the rear of the vehicle with the luggage compartment open).

Note: Sportbrake models have 2 seat release levers either side of the luggage compartment.

3. Remove the head restraint(s) from the folded seat back(s) and store securely.



Make sure that the removed head restraints are stored securely. Never leave them loose in the vehicle, as they can cause serious injury or death in the event of an accident, heavy braking or sudden manoeuvre.

4. Fully fold the seat back forwards and if required, repeat the process for the second seat section.



Before folding a rear seat, make sure that the seat is not occupied and that no person has any part of their body on the seat cushion. The rear seat backs are spring loaded and could cause personal injury or damage when released.



Make sure that when the seat backs are raised, the seat belts are routed correctly in front of the seat and are not trapped by the seat backs.



Make sure that when the seat backs are raised, the locking mechanism is fully engaged.



Before driving, make sure that the head restraints are correctly fitted to the rear seats. See 25, REAR HEAD RESTRAINTS.