


# Maintenance


## REPAIRING MINOR PAINT DAMAGE


Regularly inspect the paintwork for damage. Any stone chips, fractures, or deep scratches, in the paint/bodywork should be repaired promptly. Bare metal will corrode quickly and if left untreated can result in expensive repairs.

## CLEANING THE ALLOY WHEELS

 Only use approved wheel cleaning products.


## CLEANING THE EXTERIOR

 Never use cleaning products which are not approved for use on vehicles.


 Some high pressure cleaning systems are powerful enough to penetrate the door and window seals. The high pressure may also damage the vehicle trim and door locks. Never aim the water jet directly at the engine air intake, heater air intakes, body seals or at any components which may be damaged.

Do not aim the water jet directly at any rubber gaiters or seals on suspension joints.


Make sure that the water jet nozzle is more than 300mm (11.8 in) away from vehicle components.


 Following cleaning of the vehicle exterior (particularly with a pressure washer), it is recommended that the vehicle is taken for a short drive in order to dry out the brakes.


## WASHING THE VEHICLE PAINTWORK

 Substances which are corrosive can damage the vehicle's paintwork and should be removed to prevent damage.

## USING AN AUTOMATIC WASH

 Commercially operated automatic car washes, jet washes and power-operated mops, are not recommended.


 Ensure that AUTO wipe is not selected when entering a car wash or damage to the wiper blades and arms can occur as they will operate in the car wash.


 If a carbon fibre front or rear spoiler is fitted, do not use an automatic car wash that has rotating brushes. The action of the brushes may damage the spoiler.

**Note:** Regular use of automatic car washes tends to dull the lustre of the paintwork.

After leaving the car wash, switch on the windscreen wiper immediately, to remove water and prevent a build up of wax.

## UNDER BONNET CLEANING

 Do not use a high pressure washer or steam cleaner in the engine compartment.

 Ensure that the brake fluid reservoir is kept dry at all times. Only use a clean, dry cloth to clean the brake fluid cap and reservoir.

## CLEANING GLASS SURFACES

Clean the rear window with a soft cloth to avoid damaging the heating element. Do not scrape the glass or use any abrasive cleaning fluid.

Mirror glass is particularly susceptible to damage. Wash with soapy water. Do not use abrasive cleaning compounds or metal scrapers to remove ice.

To avoid damaging the protective coating, only clean the interior side of the sunroof glass with a soft cloth. Do not scrape the glass or use abrasive cleaning fluids.