

## INSTALLING TETHER ANCHORAGE CHILD RESTRAINTS



Child restraint anchorages are designed to withstand only those loads imposed by correctly fitted child restraints. Under no circumstances are they to be used for adult seat belts, harnesses or for attaching other items or equipment to the vehicle.



Always follow the child seat or restraint system manufacturer's instructions when fitting tether straps.


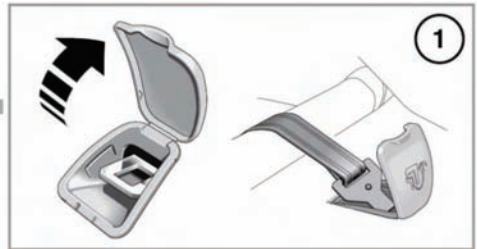
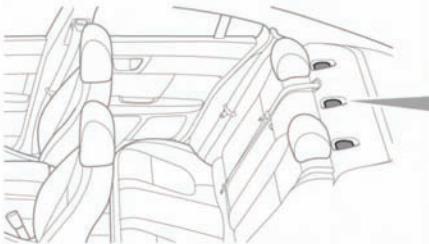


When fitting a child seat or restraint system, always pass the tether strap over the top of the seat back and beneath the head restraint.



If a child seat or restraint system is to be fitted to the centre seating position, the centre armrest must be in the stowed position (folded into the seat).

Your vehicle may be equipped with anchorage points on the back of the second row seat frames. These should be used to attach straps from child seats or restraint systems.



1. Saloon tether anchorage points.
  2. Sportbrake tether anchorage points.
- Install the child restraint securely in one of the rear seating positions.
  - Pass the tether strap over the seat back and beneath the head restraint.
  - Attach the tether strap hook to the tether anchor point. Make sure that the tether strap hook is facing the correct way.

- Tighten the tether strap according to the manufacturer's instructions.

E143945