







-  Never select the Park (**P**) position while the vehicle is in motion. Doing so can result in serious transmission damage.
-  Never select the Reverse (**R**) position while the vehicle is in forward motion. Doing so can result in serious transmission damage.
-  Never select a forward gear while the vehicle is moving backwards. Doing so can result in serious transmission damage.
-  Do not rev the engine or allow it to run above normal idle speed while selecting **D** or **R**, or while the vehicle is stationary with any gear selected. Doing so can result in serious transmission and/or engine damage.
-  Do not allow the vehicle to remain stationary with a drive gear selected and the engine running. Always select **P** or **N** if the engine is to idle for a prolonged period. The vehicle may move unexpectedly with any other gear position selected.

## ROTARY GEAR SELECTOR

**P** should be selected before switching off the engine. However, it is possible to switch the engine off with **R**, **D** or **S** selected - the rotary gear selector will automatically select **P**, while retracting into the centre console.

-  **Before exiting the vehicle, always make sure that the rotary gear selector is in the P position, the engine is turned off, the parking brake is applied and the Smart key is removed from the vehicle.**

**Note:** *If the engine is switched off with **N** selected, the system will wait for 10 minutes before selecting **P**. This procedure is to allow the vehicle to be conveyed through a car wash only and should not be used for vehicle recovery purposes.*

In the event of a vehicle breakdown, the transmission will automatically select **P**. This prevents the vehicle from being towed on all 4 wheels. Therefore, vehicle recovery should only be undertaken by suitably qualified personnel.

## MANUAL GEAR SELECTION

**Supercharged vehicles:** Manual gear selection (using the gear shift paddles) is available in both **D** (temporary Manual mode) and **S**.

**Non Supercharged vehicles:** Manual gear selection is only available in **S**.

**Operation:** When in Manual mode, pull the left side paddle to shift down a gear or the right side paddle to shift up a gear.

There are 2 methods of exiting Manual mode:

1. Pull and hold the right side paddle for approximately 1 second to return directly to automatic operation.
2. Rotate the rotary drive selector from **S** to the **D** position.

**Temporary manual gear selection:** When the rotary drive selector is in the **D** position on Supercharged vehicles, Manual mode may be directly accessed by the single action of operating the steering wheel mounted shift paddles.

If continued use of Manual mode is required, the rotary drive selector may be subsequently moved to the **S** position to enter permanent Manual mode.