




Maintenance


SAFETY IN THE GARAGE

-  If the vehicle has been driven recently, do not touch exhaust and cooling system components until the engine has cooled.
-  Never leave the engine running in an unventilated area.
-  Do not work beneath the vehicle with a jack as the only means of support.
-  Keep your hands and clothing away from drive belts, pulleys and fans. Some fans may continue to operate after the engine has stopped.
-  Remove metal wrist bands and jewellery, before working in the engine compartment.
-  Do not touch electrical leads or components while the engine is running, or with the starter switch turned on.
-  Do not allow tools or metal parts of the vehicle to make contact with the battery leads or terminals.


FUEL SYSTEM

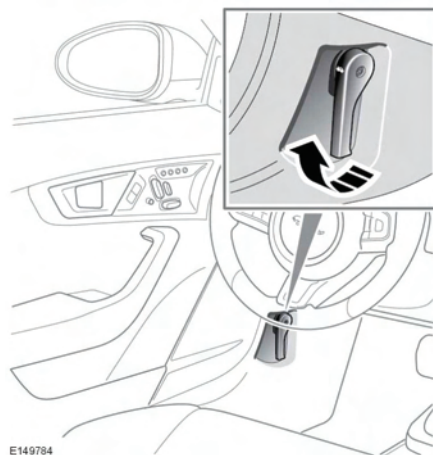
-  Under no circumstances should any part of the fuel system be dismantled or replaced by anyone other than a suitably qualified vehicle technician.
-  Ensure sparks and naked lights are kept away from the engine compartment.
-  Wear protective clothing, including, where practicable, gloves made from an impervious material.

USED ENGINE OIL

-  Prolonged contact with engine oil may cause serious skin disorders, including dermatitis and cancer of the skin. Always wash thoroughly after contact.


OPENING THE BONNET

-  Do not attempt to open the bonnet if the pedestrian protection system has deployed.



1. Pull the bonnet release handle located in the left-side footwell.
2. Reach across to the centre rear edge of the bonnet and lift. The gas filled struts will assist raising the bonnet and retain it in the fully open position.

CLOSING THE BONNET

-  Before closing the bonnet make sure that no one is obstructing the closing area and that hands and clothes are clear.
1. Lower the bonnet to within a distance of 300 to 350 mm (12 to 14 ins) of the fully