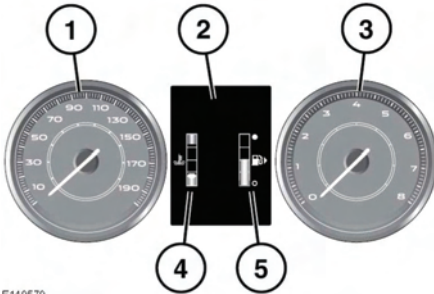


## INSTRUMENT PANEL



E149579

1. Speedometer.
2. Message centre.
3. Tachometer.
4. Temperature gauge.

**!** Serious engine damage can occur if the vehicle is driven while the engine is overheating.

If the pointer moves onto the red line, the engine is overheating. Stop the vehicle as soon as safety permits and allow the engine to idle until the temperature reduces. If, after several minutes, the temperature does not reduce, switch off the engine and allow to cool. If the problem persists, seek qualified assistance immediately.

**Note:** If engine overheating occurs, there may be a noticeable reduction in engine power and the air conditioning may cease operation. This is a normal operating strategy, to reduce load on the engine and assist with engine cooling.

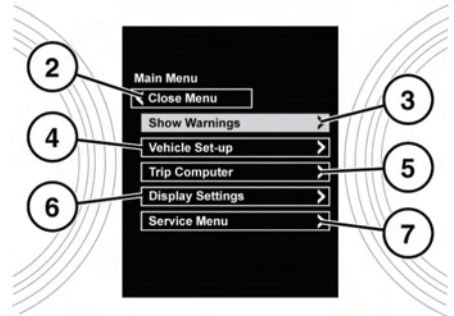
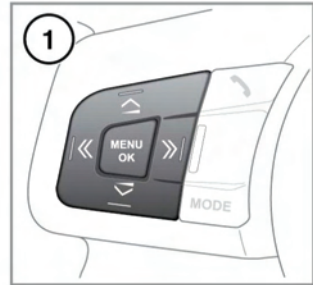
5. Fuel gauge.

**!** Never allow the engine to run out of fuel. The resultant misfire can seriously damage the catalytic convertor.

If the amber low fuel warning lamp illuminates, the vehicle should be refuelled as soon as possible. The approximate distance that can be travelled on the remaining fuel can be viewed via the trip computer range function.

As a reminder for the location of the fuel filler, there is an arrow head symbol next to the fuel pump symbol pointing to the relevant side of the vehicle.

## INSTRUMENT PANEL MENU



E149580

1. Steering wheel menu control.
  - Press the **MENU OK** button to open the Instrument panel menu. When the menu is open, press the button to select the highlighted item.
  - Press the up/down arrow to scroll up or down through a list.