






## CHILD SEATS

 If it is essential that a child travels in the front, set the vehicle seat fully rearward, fully raised and seat the child in an approved forward-facing child seat. Do not use a rear-facing child seat - an inflating airbag could impact with the seat and cause serious injury.

 Do not use a forward facing child seat until the child using it is above the minimum weight of 9 kg (20 lb) and able to sit up unaided. Up to the age of two, a child's spine and neck are not sufficiently developed to avoid injury in a frontal impact.

 Do not allow a baby or infant to be held or carried on the lap. The force of a crash can increase effective body weight by as much as thirty times, making it impossible to hold onto the child.


 Children typically require the use of a booster seat appropriate to their age and size, thereby enabling the seat belts to be properly fitted, reducing the risk of injury in a crash. Children could be endangered in a crash if their child restraints are not properly secured in the vehicle.

 Do not use a child seat that hooks over the seat back. This type of seat cannot be satisfactorily secured and is unlikely to be safe for your child.

The seat belts fitted to your vehicle are designed for adults and larger children. It is very important for all infants and children under 12 years of age to be restrained in a suitable child safety seat appropriate to their age and size.

If it is essential that a child travels in the front passenger seat (and if national legislation permits this), Jaguar recommends that the following preparations are made before fitting the child restraint.

- Disable the front passenger airbag. See **29, DISABLING THE PASSENGER AIRBAG.**
- Adjust the front passenger seat fully rearwards.
- Adjust the lumbar support to its minimum support position.
- Adjust the seat cushion to its highest position. If cushion front tilt adjustment is possible, adjust it to its lowest position.
- Adjust the seat back to the fully upright position.

 **Extreme hazard! Do not use a rearward facing child restraint on a seat protected by an airbag in front of it.**



The symbol above, affixed to the front door post on the passenger side, and the label below, affixed to the sun visor, warn against the use of a rear-facing child seat in the front passenger seat, when a front passenger airbag is fitted and operational.