



Exiting the vehicle

LOCKING AND ARMING THE ALARM

 Before exiting the vehicle, always make sure the transmission is in Park (P), the engine is turned off, the parking brake is applied and the Smart key is removed from the vehicle.


 Remove all Smart keys and emergency key blades from the vehicle when it is left unattended. This will help prevent the alarm being disarmed and therefore help prevent theft

Note: Before locking the vehicle make sure that the bonnet, luggage compartment and all doors are fully closed.

Single-locking:

- Smart key: Press the lock button once, to lock the vehicle.
- Keyless locking: Press the deployed handle briefly to single-lock the vehicle.

Note: Make sure the Smart key is within 1 m (3 ft) of the door handle.

 The Smart key may not be detected if it is placed within a metal container or if it is shielded by a device with a back-lit LCD screen, such as a smart phone, laptop (including when inside a laptop bag), games console etc.

Note: When single-locked the hazard warning lamps will flash once to confirm. The handle of both doors will retract to the flush position.

Note: Single-locking secures the vehicle and prevents the doors, fuel filler flap and luggage compartment being opened from outside of the vehicle. The doors **can** be unlocked and opened from inside the vehicle. It also activates the perimeter alarm, see **13, PERIMETER ALARM.**

Double-Locking:

- Smart key: Press the lock button twice within 3 seconds to double-lock the vehicle.
- Keyless locking: Within 3 seconds of having single-locked the vehicle, briefly press the retracted door handle again.

Note: When double-locked the hazard warning lamps will flash twice (with a long second flash) and an audible warning will sound as confirmation.



The audible warning can be enabled/disabled by a Dealer/Authorised Repairer.

Note: Double-locking secures the vehicle and prevents the doors and luggage compartment being opened from outside of the vehicle. The doors **cannot** be unlocked and opened from inside the vehicle. It also activates the full alarm system. See **13, FULL ALARM.**



Never double-lock the vehicle with people, children or pets inside. In the event of an emergency they would be unable to escape, and the emergency services would be unable to release them quickly.