

# Parking aids

When Reverse (**R**) is selected, the front and rear parking sensors are activated automatically and the switch indicator will illuminate.


To manually activate the front sensors press the switch. The switch indicator will illuminate. The front sensors will remain active as long as the vehicle's forward speed does not exceed 16 km/h (10 mph).

To turn off the parking aids while active, press the switch. The switch indicator will extinguish.

Selecting **N** from **R** will keep front and rear sensors active.

When objects are detected, the parking aid emits a warning tone which increases in frequency as the vehicle gets closer to the object and then becomes constant when the obstacle is within 300 mm (12 inches).

## CLEANING THE SENSORS


 When washing the vehicle do not aim high pressure water jets directly at the sensors. Do not use abrasive materials or hard/sharp objects to clean the sensors. Only use approved vehicle shampoo.

The sensors should be kept clean to maintain accuracy and performance.

## PARKING AID SYSTEM FAULT


If a system fault is detected, a long high-pitched tone will sound, and the switch indicator will flash. Contact your Dealer/ Authorised Repairer as soon as possible.

## REAR CAMERA

 **It remains the driver's responsibility to detect obstacles and estimate the vehicle's distance from them when reversing.**

When reverse gear is selected, the screen automatically displays a wide angle, colour image from the rear of your vehicle.

The rear camera provides a rear view image to assist in reversing the vehicle. Overlaid on the image are reversing guidelines.

 Some overhanging objects or barriers which could cause damage to the vehicle may not be detected by the camera.

**Note:** A return icon is displayed on the touch screen. Touch this to revert to the previously viewed screen.

Rear camera display on the touch screen will discontinue when either of the following apply:

- Drive is selected for longer than 15 seconds.
- Drive is selected and/or vehicle speed is greater than 18 km/h (11 mph).