



## TYRE VALVES




Keep the valve caps screwed down firmly to prevent water or dirt entering the valve. Check the valves for leaks when checking the tyre pressures.

-  Do not twist or bend the valves when attaching a pressure hose or gauge as damage may result.

## PUNCTURED TYRES

-  **Do not drive the vehicle with a leaking tyre. Even if the tyre appears to be inflated it could be dangerously under-inflated and will continue to deflate. Replace or contact an approved repairer.**

## REPLACEMENT TYRES

-  **Always fit replacement tyres of the same type, and wherever possible, of the same make and tread pattern.**
-  **Do not rotate tyres around the vehicle.**
-  **If the use of tyres not recommended by Jaguar is unavoidable, ensure that you read and fully comply with the tyre manufacturer's instructions.**

When the tread has worn down to approximately 2 mm, wear indicators start to appear at the surface of the tread pattern. This produces a continuous band of rubber across the tread as a visual reminder.

Ideally, tyres should be replaced in sets of 4. If this is not possible, replace the tyres in pairs (both front or both rear). When tyres are replaced, the wheels should always be re-balanced and alignment checked.

## PRESSURE COMPENSATION FOR TEMPERATURE CHANGES

A colder ambient local temperature will reduce pressure within the tyre. An effect is to decrease sidewall height and to increase tyre shoulder wear with the potential for tyre failure. Vehicle dynamics could also be adversely affected.

Tyre pressures can be adjusted to compensate before the start of the journey. Alternatively, tyre pressures can be adjusted when the area of lower ambient temperature is reached.

In this situation, the vehicle must be left in the ambient local temperature for at least 1 hour before tyre pressure is adjusted.

To compensate for colder ambient temperatures, tyre pressures should be increased by 0.14 bar (2 psi, 14 kPa) for each 10°C (20°F) decrease.

**Note:** *Ensure that correct tyre pressures are maintained when moving to areas of differing ambient temperature.*

## AVOIDING FLAT SPOTS

If the vehicle is stationary for extended periods, especially in high ambient temperatures, the tyres could form flat spots. In order to minimise flat spotting, tyre pressures can be increased to the maximum as stated on the tyre sidewall, for the period when the vehicle is stationary. Tyres must be returned to the specified running pressures before driving.

## TYRE DEGRADATION

Tyres degrade over time due to the effects of ultraviolet light, extreme temperatures, high loads, and environmental conditions. It is recommended that tyres are replaced at least every 6 years, but they may require replacement more frequently.