



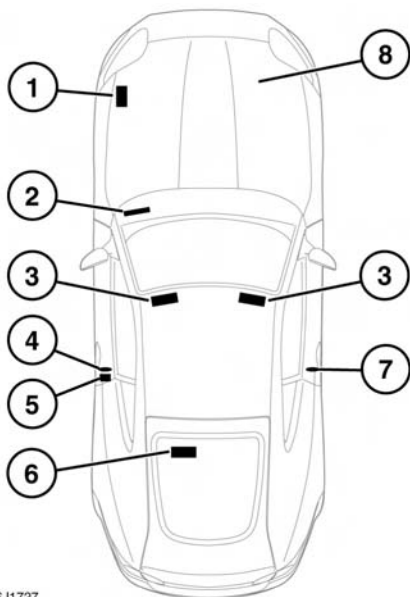
# Vehicle identification

## LABEL LOCATIONS

 Warning labels attached to your vehicle bearing this symbol mean: Do not touch or adjust components until you have read the relevant instructions in the handbook.

 Labels showing this symbol indicate that the ignition system utilises very high voltages. Do not touch any ignition components while the starter switch is turned on.

Additional information labels may also be found at these locations.



SJ1727

1. Left-hand front suspension tower - Air conditioning label.
2. Windscreen - Vehicle Identification Number (VIN).
3. Sun visor - Airbag label.

4. B pillar - Passenger airbag label, right-hand drive vehicles.
5. Vehicle Identification plate, including the Vehicle Identification Number (VIN) and recommended maximum vehicle weights.
  - **Left-hand B pillar:** All markets except China.
  - **Right-hand B pillar:** China.
6. Top face of battery - Battery warning symbols.
7. B pillar - Passenger airbag label, left-hand drive vehicles.
8. Front right-hand cam cover - Engine number.

For the location of the tyre pressure label, see **164, CHECKING THE TYRE PRESSURES**.

It is important that you are familiar with these subjects to ensure that your vehicle and its features are used safely. Using the index at the back of this handbook, refer to the relevant topic for more information.

## ENGINE NUMBER

The number is located on the front of the right-hand cam cover. To access the number, it is necessary to remove the engine covers. For further information or assistance, contact your Dealer/Authorised Repairer.

## TRANSMISSION NUMBER

The number is etched on a plinth, on the side of the transmission casing.