

 **Used Xenon lamp units contain mercury which is hazardous and can be injurious to health.**

 All other lamps within the headlamp unit are LEDs and should only be replaced by a Dealer/Authorised Repairer.

Correct disposal of the Xenon lamp unit should be referred to your Dealer/Authorised Repairer or your local authority.

### Side, repeater and rear lamps:

 These lamps are LED units and should only be replaced by a Dealer/Authorised Repairer.

## WINDOW RESET

The windows will need to be reset if the battery is disconnected, becomes discharged or power supply is interrupted.

Once the power supply is restored, reset the windows as follows, making sure the doors and (if fitted), the convertible roof is closed:

1. Close the window fully.
2. Release the switch, then lift it to the close position and hold for 2 seconds.
3. Open the window fully.
4. Release the switch, then push it to the open position and hold for 2 seconds.
5. Lift and release the switch to operate the one-touch function.
6. Repeat the procedure on each window.

## WARNING TRIANGLE

**Coupe:** The warning triangle is located under the luggage compartment floor.

**Convertible:** The warning triangle is stowed in the luggage compartment lid.

## FIRST AID KIT

Your Dealer/Authorised Repairer can supply a first aid kit.

## FIRE EXTINGUISHER

If supplied, the fire extinguisher will be located either in the luggage compartment, or mounted to the front passenger seat. For instructions on how to use the extinguisher and it's maintenance, see the label on the extinguisher.


## REPAIRING MINOR PAINT DAMAGE


Regularly inspect the paintwork for damage. Any stone chips, fractures, or deep scratches, in the paint/bodywork should be repaired promptly. Bare metal will corrode quickly, and if left untreated can result in expensive repairs.


## CLEANING THE ALLOY WHEELS

 Only use approved wheel cleaning products.

## CLEANING THE EXTERIOR

 Some high pressure cleaning systems are sufficiently powerful to penetrate door and window seals, and damage trim and door locks. Never aim the water jet directly at the engine air intake, heater air intakes, body seals or at any components which may be damaged.

 Never use cleaning products which are not approved for use on vehicles.

 Following cleaning of the vehicle exterior (particularly with a pressure washer), it is recommended that the vehicle is taken for a short drive in order to dry out the brakes.

### Convertible roof:

Do not leave the convertible roof in the open (folded) position for longer than is necessary,