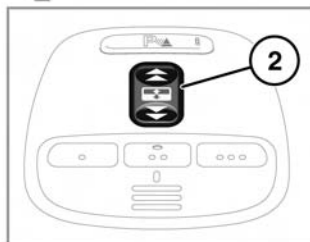
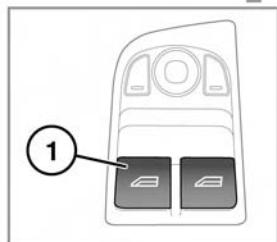
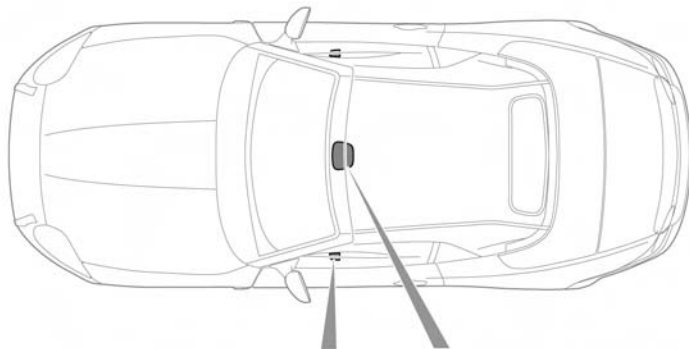



ELECTRIC WINDOWS



SJ1684


 **To prevent accidental operation, never leave the Smart Key in the vehicle if children or animals are also left in the vehicle.**

1. Window switches:

The windows will operate for 5 minutes after the engine is switched off, as long as none of the doors are opened.

Each window has a one-touch facility enabling the occupant to fully open or close the window in one quick movement.

Press (or pull) the switch briefly to open (or close) the window. Window travel can be stopped at any time by operating the switch again.

 Any ice should be removed from the windows prior to operation.

2. Rear quarter window switch (convertible only).

To operate the windows independently of the convertible roof when the convertible roof is closed:

- Press the rear of the switch for less than a second and the rear quarter windows will fully open.
- Press the front of the switch and hold and the rear quarter windows will raise as long as the switch is held.

Note: When the convertible roof is opened, the rear quarter windows are automatically lowered and cannot be operated until the roof is closed. When the roof is closed, the rear quarter windows raise automatically.