



**Note:** The general location of airbags fitted to the vehicle are marked by the word AIRBAG.


Always contact your Dealer/Authorised repairer if:


- An airbag inflates.
- The front or sides of the vehicle are damaged.
- Any part of the Airbag Supplementary Restraint System (SRS) shows signs of cracking or damage, including trim covering airbags.

## AIRBAG OPERATION

 For the airbag to operate correctly the fascia and seat trim must be in good condition, correctly fitted, and free from obstruction. Any damage, wear, or incorrect fitment should be referred to your Dealer/Authorised Repairer as soon as possible for examination and repair.

 Do not obstruct the operation of the airbags by placing any part of their person or any objects in contact with, or close to, an airbag module. Only use approved accessories (e.g. seat covers).

 Ensure that a gap is maintained between the side of the vehicle, and the head and torso. This will enable unobstructed inflation of the seat mounted side airbags.

 Airbags inflate at high speeds. To minimise the risk of injury, ensure that all vehicle occupants wear correctly positioned seat belts, sit correctly in the seats, and position the seats as far back as practical.



**Airbag inflation takes place instantaneously, and cannot protect against the effects of secondary impacts. Under these circumstances the only protection will be provided by a correctly worn seat belt.**



**Phone systems should only be installed by qualified persons familiar with the operation of, and requirements for, vehicles fitted with SRS. If you are in any doubt, seek advice from your Dealer/Authorised repairer.**

Airbag deployment is dependent on the rate at which the passenger compartment changes velocity following the collision. Circumstances affecting different collisions (vehicle speed, angle of impact, type and size of object hit, etc.), vary considerably and will affect the rate of deceleration accordingly.

The Supplementary Restraint System (SRS) components include:-

- SRS warning indicator.
- Rotary coupler.
- Airbag modules.
- Seat belt pre-tensioners (front seat belts).
- Airbag diagnostic control unit.
- Crash sensors.
- Airbag wiring harnesses.

Airbags cannot deploy correctly if they are obstructed. Examples of obstructions are:-

- Any part of an occupants body in contact with, or close to, an airbag cover.
- Objects placed on, or close to, an airbag cover.
- Clothing, cushions, or other material, covering seat mounted airbags.
- Seat covers which are not approved by Jaguar, or specifically designed for use with seat mounted airbags.