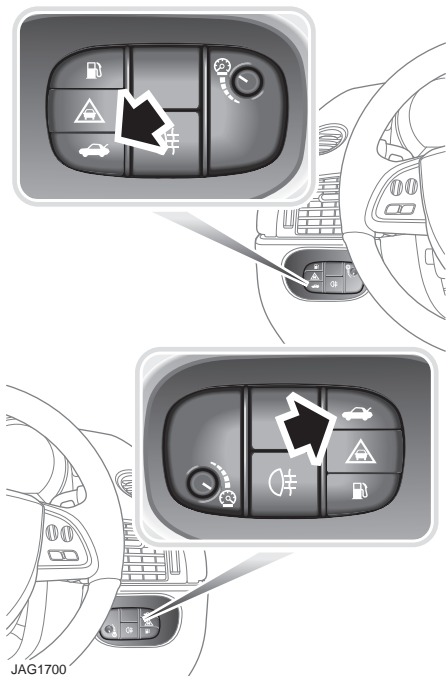


Locks

- Pull the release lever to open a door. If the doors are locked, operating the lever will unlock and open the door.

Luggage compartment



Press to open the luggage compartment.

Mislock

If one of the doors, the bonnet or the luggage compartment are not shut fully when the vehicle is locked using the Jaguar Smart Key, two audible error warnings will sound. Ensure that all apertures are properly closed and attempt to lock the vehicle again.

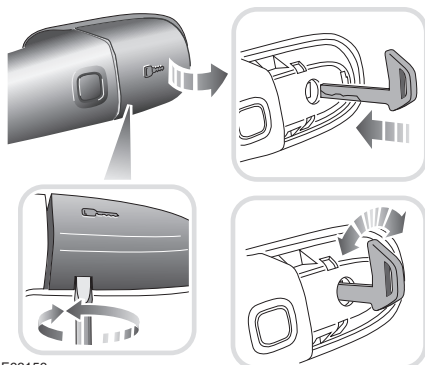
If one or both doors fail to lock properly when a lock attempt is made using the Jaguar Smart Key, two audible error warnings will sound and one or more of the doors may not be locked.

If the ignition is left on when the vehicle is locked using the Jaguar Smart Key, two audible error warnings will sound.

USING THE EMERGENCY KEY BLADE

The emergency key blade will be needed to unlock the vehicle if the Jaguar Smart Key has a discharged battery or is damaged. The emergency key blade is also used for accessing the luggage compartment if the vehicle has been left in Valet mode. Withdraw the key from the Jaguar Smart Key for use. See **EMERGENCY KEY BLADE** (page 22).

Locking and unlocking the doors



E93156

Remove the left-hand door lock cover as follows:

1. Insert the emergency key blade into the slot on the underside of the cover.
2. Gently lever the key blade upwards.
3. Carefully twist the key blade, to lever the cover off the retaining clips.

Insert the key blade into the exposed lock to operate.

Note: To refit the door lock cover, push it firmly back into place until it clicks into position.

To lock: Ensure all the doors are closed, then turn the key blade towards the front of the vehicle and release. This will lock the doors, but will not arm the alarm.

To unlock: Turn the key blade towards the rear of the vehicle and release. If the security system is disarmed, the doors and luggage compartment will be unlocked. If the security system is armed, only the front left-hand door will unlock. The interior lighting will be turned on at a reduced level for two minutes.

If the vehicle is unlocked using the key blade with the security system armed, the alarm will sound when a door is opened. To deactivate the alarm, press the unlock button on the Jaguar Smart Key or press the engine starter button with the Smart Key inside the vehicle.

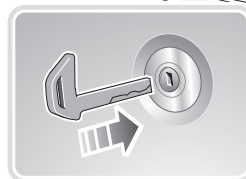
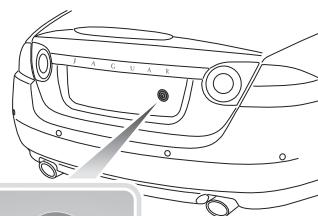
If the Jaguar Smart Key is inoperable, the alarm can be deactivated by docking the Smart Key into the starter control unit. See

DOCKING/UNDOCKING THE JAGUAR SMART KEY (page 18).

Unlocking the luggage compartment

If Valet mode is selected, or if the vehicle battery is discharged, it will be necessary to use the emergency key blade to unlock and open the luggage compartment.

Note: If the security system is in Valet mode, the touch-screen can be used to cancel Valet mode, in which case, the luggage compartment can then be opened in the normal manner.



JAG1424

The luggage compartment emergency key barrel is located behind the rear license plate.

With the license plate removed, insert the emergency key blade and turn the key clockwise to unlock and open the luggage compartment.

Note: If the alarm is armed when the emergency key blade is used to unlock the luggage compartment, the alarm will sound when the luggage compartment is opened. Press the unlock button on the Jaguar Smart Key to disarm/deactivate the alarm.

Note: If the Jaguar Smart Key is inoperable, the alarm can be deactivated by docking the Smart Key into the starter control unit. See **DOCKING/UNDOCKING THE JAGUAR SMART KEY** (page 18).

Note: Unlocking the luggage compartment using the emergency key blade, will cancel Valet mode.