

STEERING COLUMN LOCK

An electronic steering column lock is fitted to the steering column. It is unlocked automatically when a recognised Jaguar Smart Key is inside the vehicle.

The steering column is automatically locked when the engine and ignition systems are off, the gear selector is in **P** (Park) and the driver's door is opened.

CAUTION




During vehicle recovery the remote handset must remain inside the vehicle or be stowed in the starter control unit in the centre console, so that the steering remains unlocked.

Any malfunction of the steering column lock will be indicated by the message **STEERING COLUMN LOCKED** displayed by the message centre. If this occurs:

1. Press the engine START/STOP button to return to convenience mode.
2. Turn the steering wheel gently left and right, to unlock the steering column.
3. If the malfunction still persists, seek qualified assistance as soon as possible.

HORN



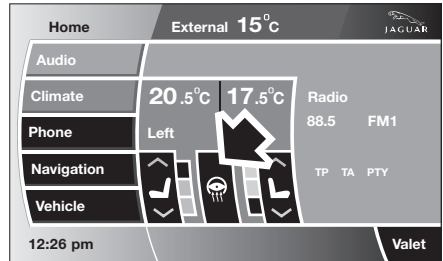
JAG1714

The dual tone horn is operated by pressing the centre pad on the steering wheel.

The horn also operates as a warning horn if the vehicle alarm system is activated.

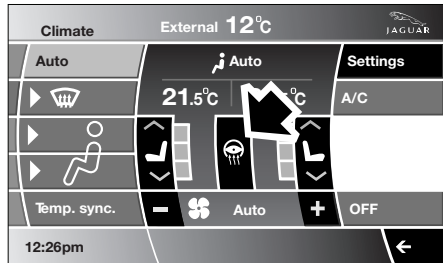
HEATED STEERING WHEEL

The heated steering wheel is activated via the touch-screen from the Home menu.



JAG1420

With the engine running, touch the steering wheel icon to turn the steering wheel heater on or off.



E94700

The heated steering wheel can also be activated in the same way via the Climate menu.