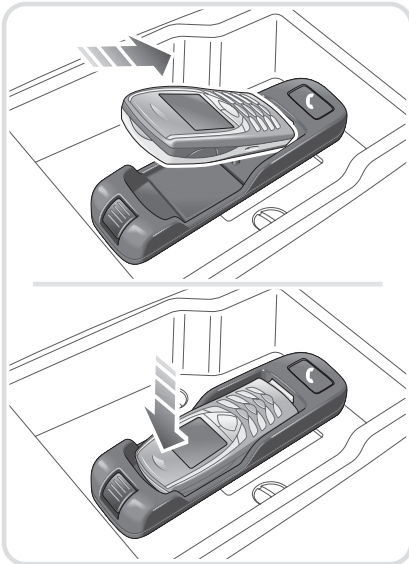
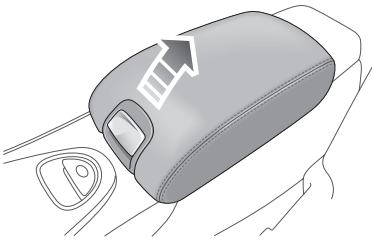


# Phone Docking Cradle - S-Type

## ATTACHING THE PHONE

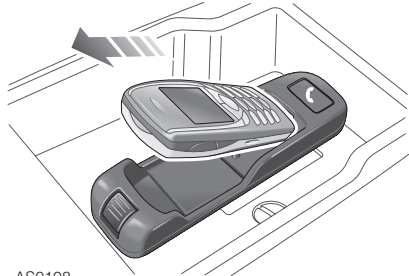
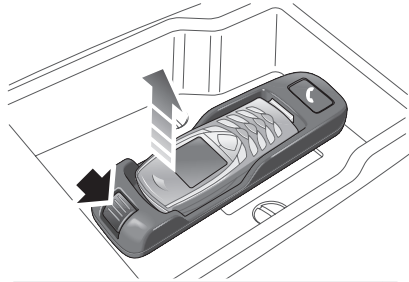


AS0107

1. Lift the top of the cubby box.
2. Insert the base of the phone into the docking cradle.
3. Push the upper part of the phone into the cradle until a 'click' is heard.
4. Lower the top of the cubby box.

**Note:** The mobile phone will be charged while 'Docked' in the cradle. Dependent upon phone make/model, charging can continue for up to 10 minutes after the ignition has been turned off.

## REMOVING THE PHONE



AS0108

1. Lift the top of the cubby box.
2. Press the button on the docking cradle to release the upper part of the phone.
3. Slide the phone away from the base and remove from the docking cradle.
4. Lower the top of the cubby box.