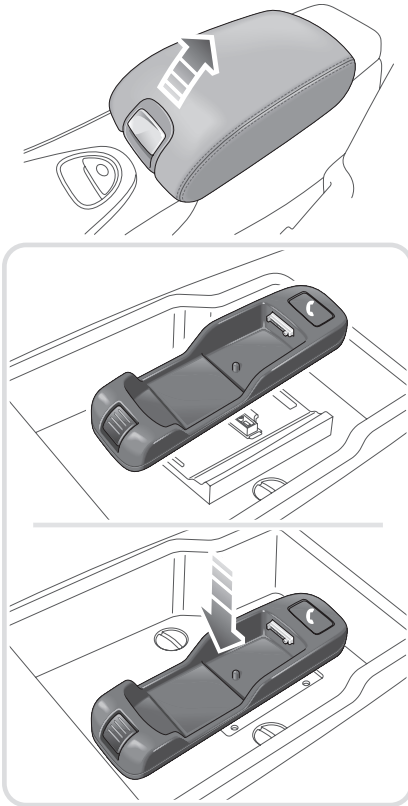


Phone Docking Cradle - S-Type

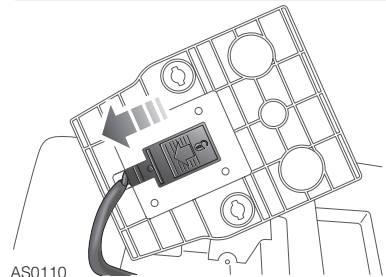
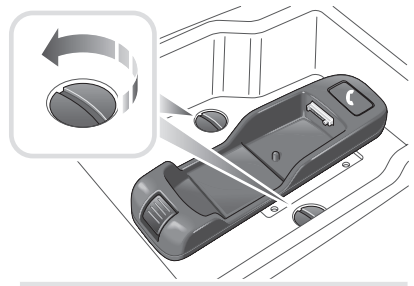
FITTING THE DOCKING CRADLE



AS0109

1. Lift the top of the cubby box.
2. Align the connector on the docking cradle with the one on the base plate.
3. Push the docking cradle onto the base plate. A 'click' will be heard to indicate that the docking cradle is secured to the base plate.
4. Lower the top of the cubby box.

REMOVING THE DOCKING CRADLE



AS0110

1. Lift the top of the cubby box.
2. Rotate 2 turnbuckles 90° anti-clockwise and withdraw the base plate from the cubby box.
3. Press the release button on the underside of the base plate to release the cradle.
4. Pull the docking cradle from the base plate to remove.
5. Refit base plate and secure with turnbuckles.
6. Lower the top of the cubby box.