



FITTING INSTRUCTIONS

装配方法说明

XF & XJ

Bonnet Leaper

机罩捷豹标志

Jaguar accessory fitting instructions can be found at the URL below:

可从以下链接获取捷豹附件装配方法说明

www.jaguartechinfo.com/extfree2viewjagprod/index.jsp

JAF 0005 (10) - GE

MY 2008.25

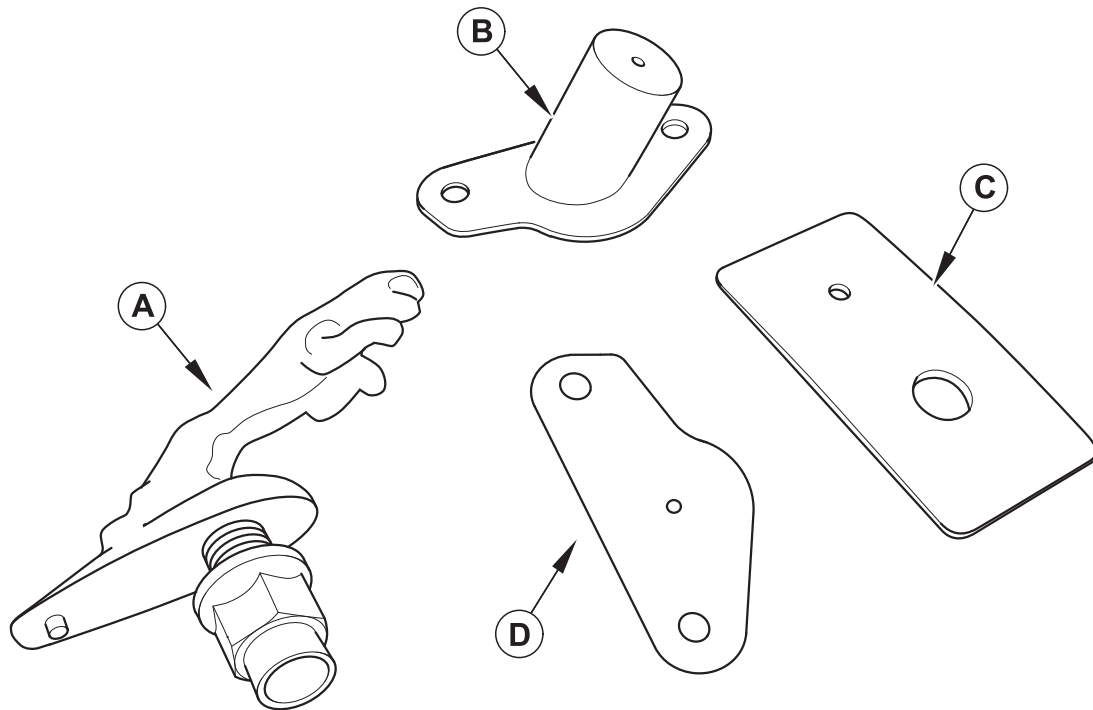
8X23-669M0-AB

Part No. **C2Z1& -'**

XF & XJ

Bonnet Leaper

机罩捷豹标志



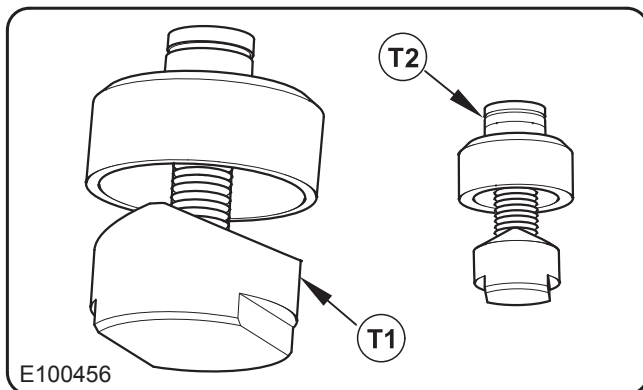
VFAG4115

Contents of Kit

- A. Bonnet Leaper
- B. Drill Jig
- C. Bonnet Spreader Plate
- D. Drilling Template

套件所含项目

- A. 机罩捷豹标志
- B. 钻孔夹具
- C. 机罩隔板
- D. 钻孔模板



E100456

Tools Required (Not Included in Kit)

- T1. Q-Max Cutter (40 mm)
- T2. Q-Max Cutter (17.5 mm)

要求的工具 (不包含在套件内)

- T1. Q-Max 冲孔器 (40 mm)
- T2. Q-Max 冲孔器 (17.5 mm)

JAF 0005 (10) - 2E

MY 2008.25

Exposed surfaces must be treated against corrosion. Refer to Body & Paint Repair (JJM 10 32 99) and Category 'B' Supplement to Body & Paint Repair Manual (JJM 99 44 21/30B) on GTR.

裸露表面必须进行防腐处理。

请参阅全球技术参考 (GTR) 中的《Body & Paint Repair (车身与油漆维修) (JJM 10 32 99)》以及《Body & Paint Repair Manual (车身与油漆维修手册) (JJM 99 44 21/30B)》的 B 类补遗。



XF → **1 - 33**

XJ → **34 - 57**

8X23-669M0-AB

Part No. **C2Z12493**

XF


Bonnet Leaper

机罩捷豹标志



XF  1 - 33

1

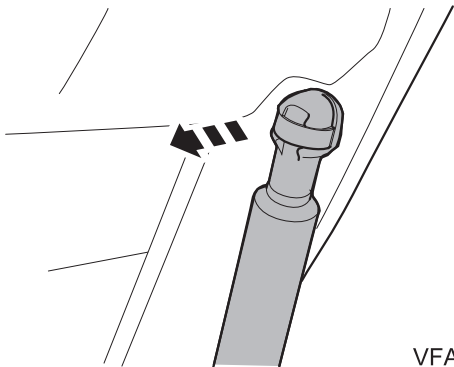


VFAR3183

2. Repeat for other side.

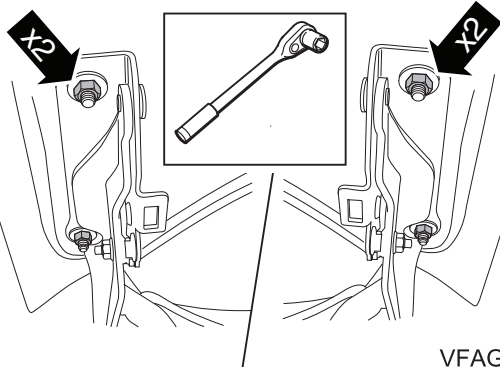
2. 对另一侧重复上述操作

2



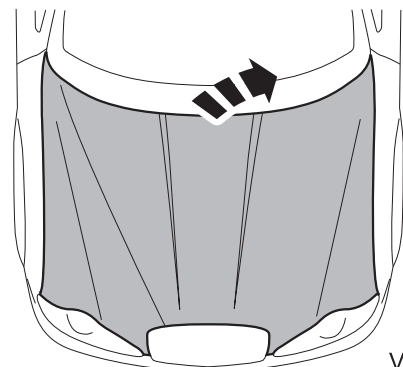
VFAG4141

3



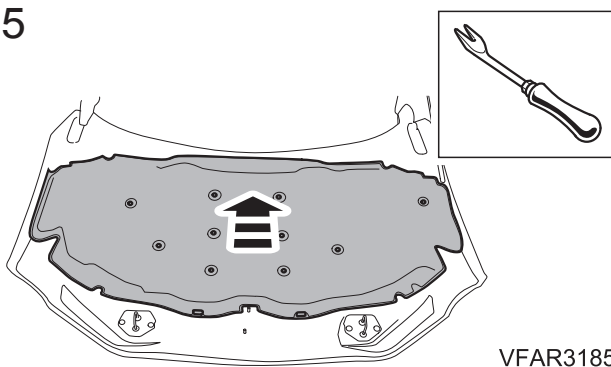
VFAG4142

4




VFAG4140

5



VFAR3185

6



VFAG4138

JAF 0005 (10) - 2E

MY 2008.25

8X23-669M0-AB

Part No. **C2Z12493**



JAGUAR

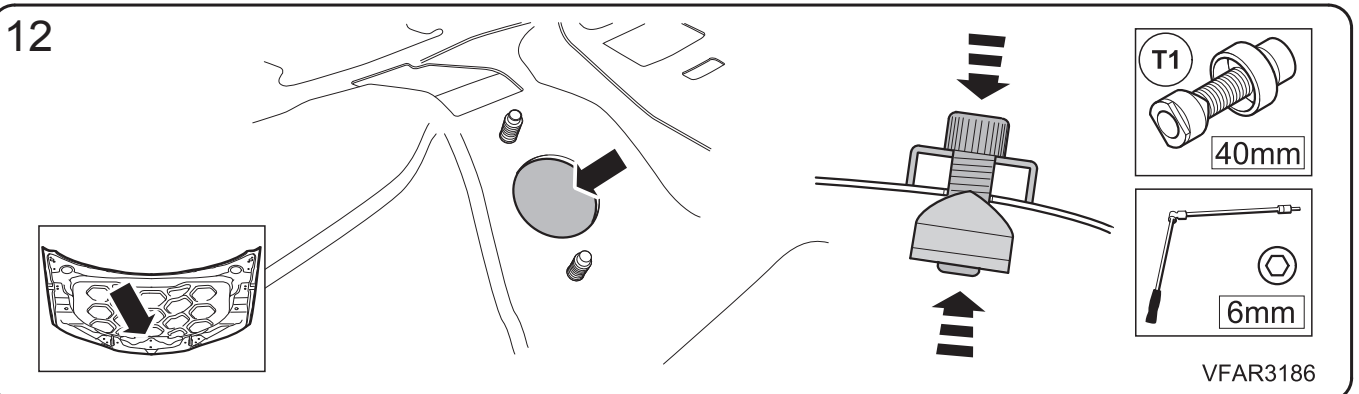
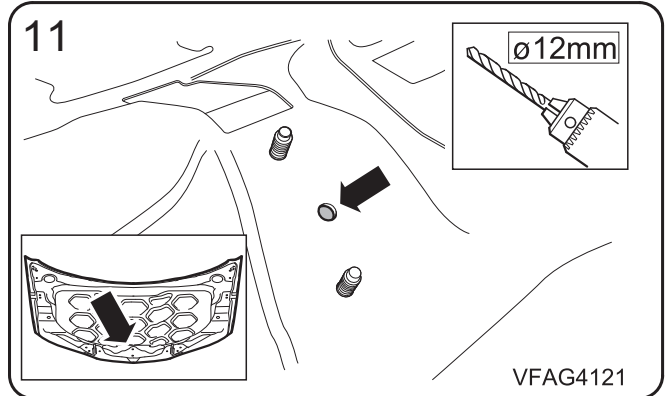
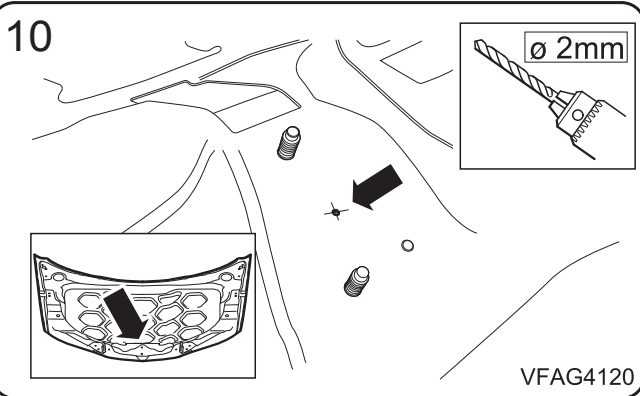
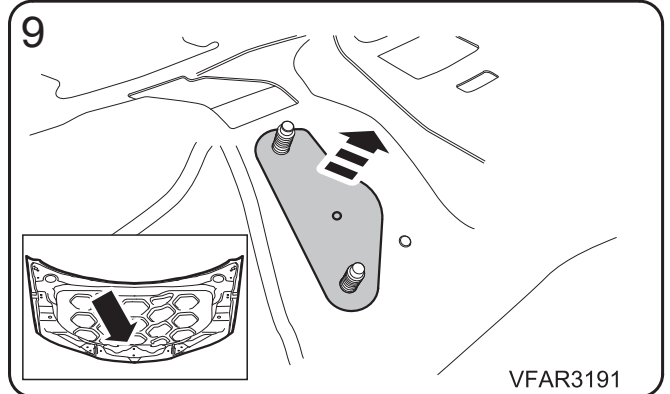
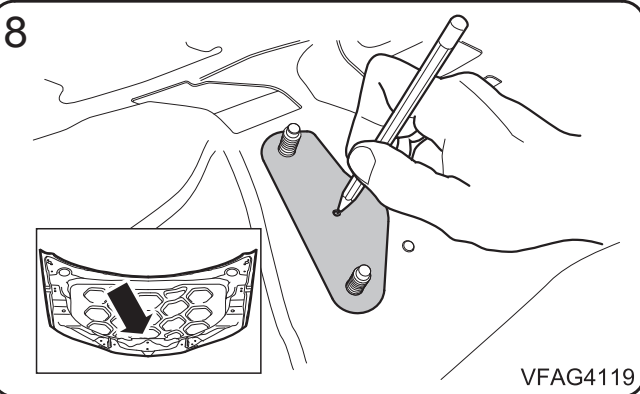
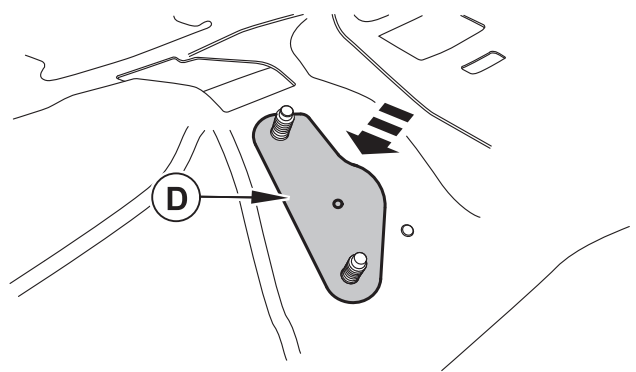
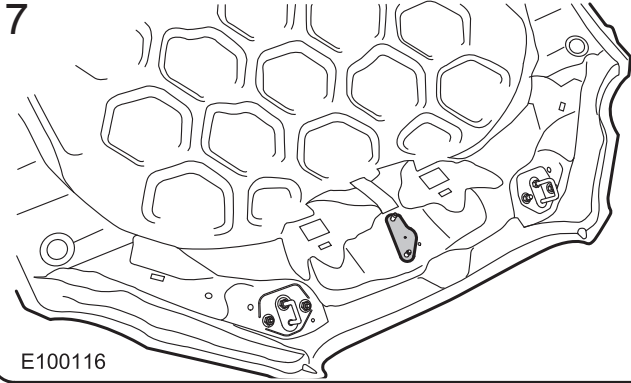
FITTING INSTRUCTIONS

装配方法说明

XF

Bonnet Leaper

机罩捷豹标志



JAF 0005 (10) - 2E

8X23-669M0-AB

MY 2008.25

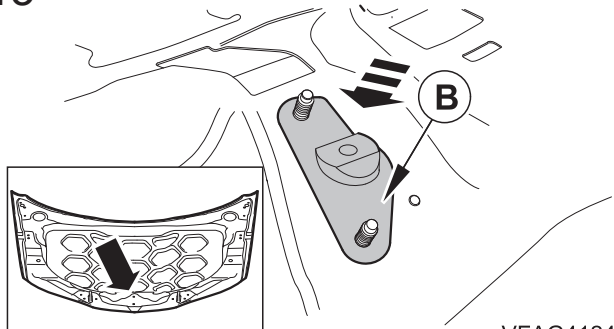
Part No. **C2Z12493**

XF

Bonnet Leaper

机罩捷豹标志

13

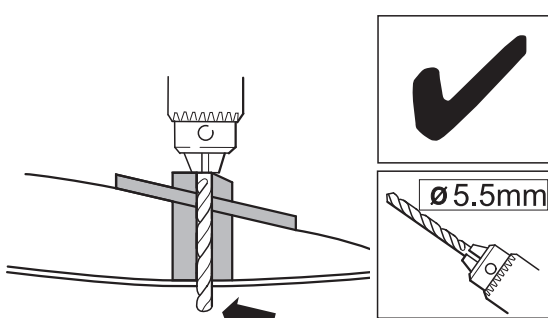
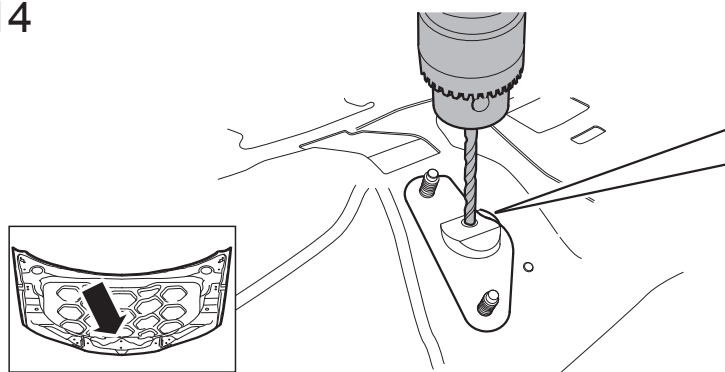


VFAG4124

13. When fitting drill jig B, place drill jig over forward most stud first, and work jig down onto the second stud, until flush with inner bonnet skin.

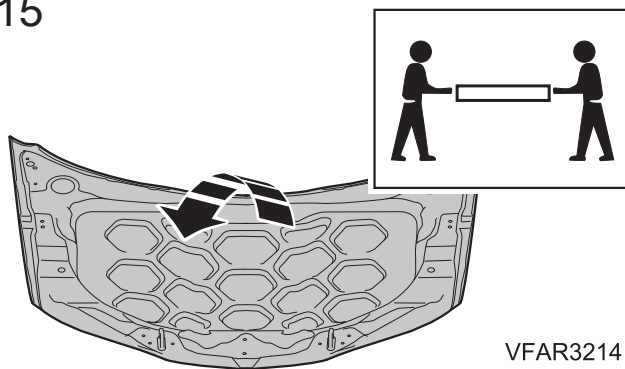
13. 在装配钻孔夹具 B 时, 请先将钻孔夹具放到最前面的柱头螺栓上, 然后慢慢向下移动夹具, 使其抵达第二个柱头螺栓, 直至与机罩内表面齐平。

14



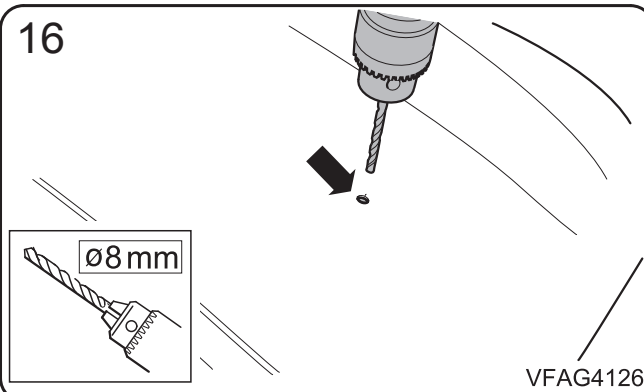
VFAR3187

15



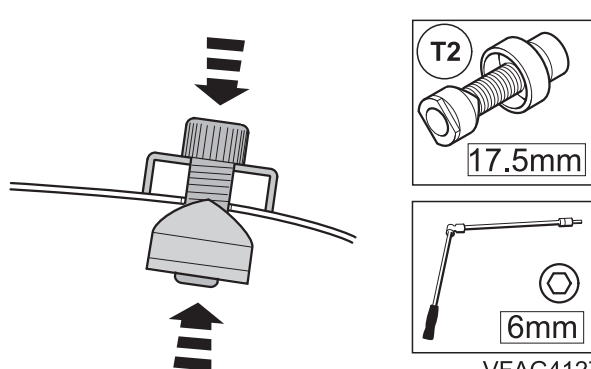
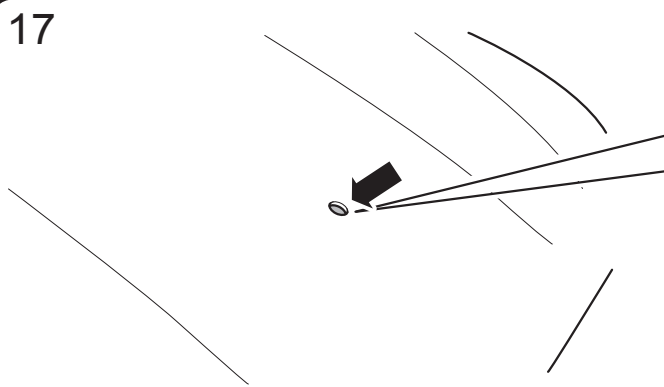
VFAR3214

16



VFAG4126

17



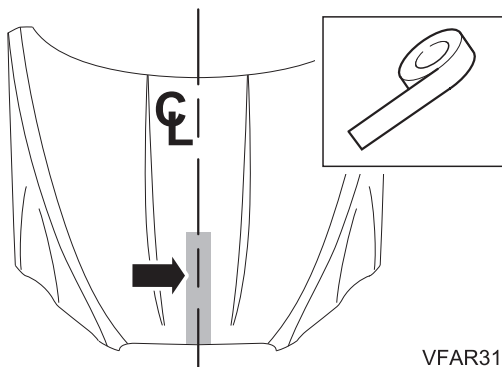
VFAG4127

XF

Bonnet Leaper

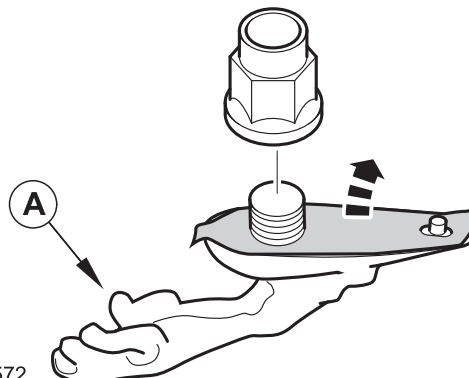
机罩捷豹标志

18



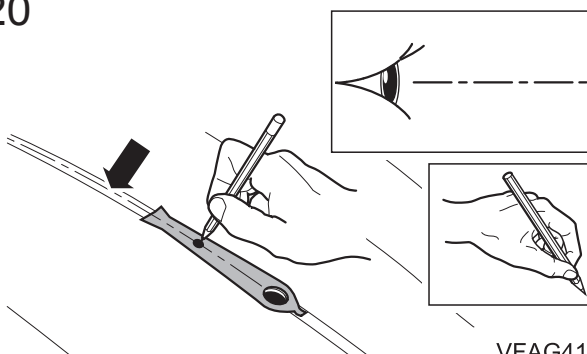
VFAR3189

19



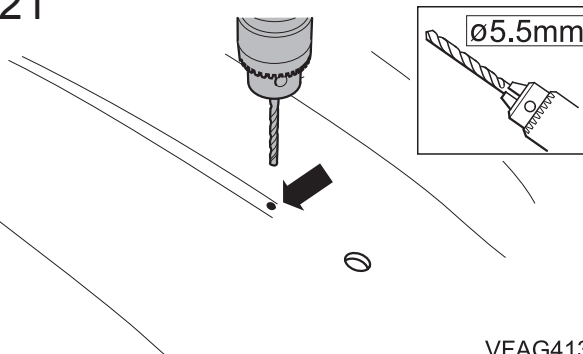
E115572

20



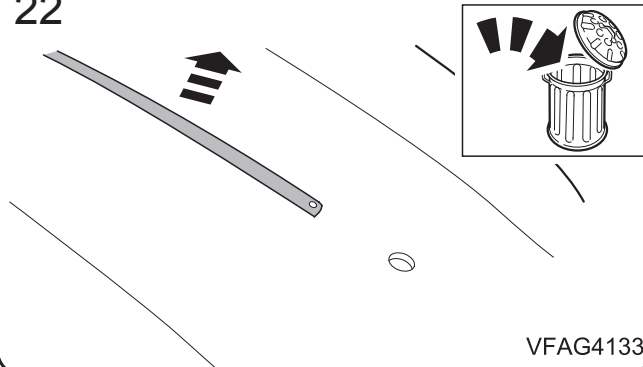
VFAG4130

21



VFAG4131

22



VFAG4133

Attention

Exposed surfaces must be treated against corrosion.

Refer to Body & Paint Repair (JJM 10 32 99) and Category 'B' Supplement to Body & Paint Repair Manual (JJM 99 44 21/30B) on GTR.

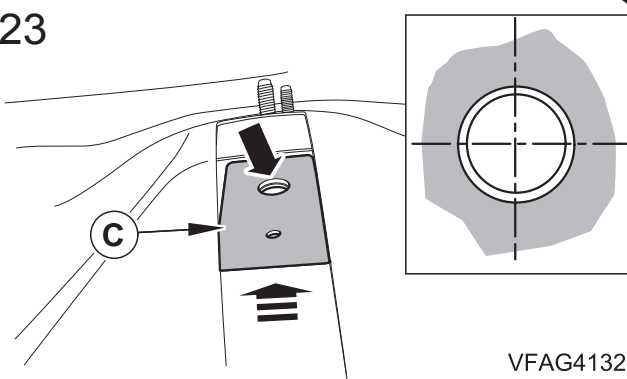
裸露表面必须进行防腐处理。

请参阅全球技术参考 (GTR) 中的《Body & Paint Repair (车身与油漆维修) (JJM 10 32 99)》以及《Body & Paint Repair

Manual (车身与油漆维修手册) (JJM 99 44 21/30B)》的 B 类补遗。

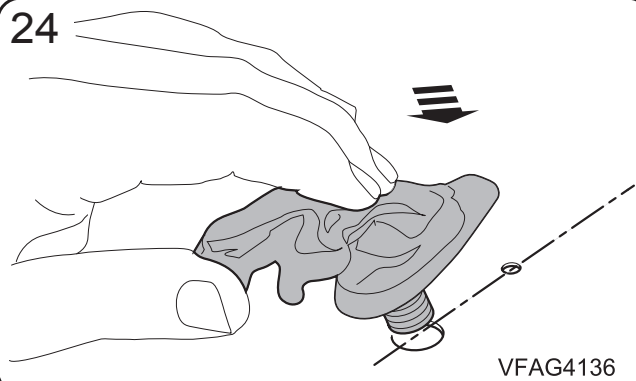


23



VFAG4132

24



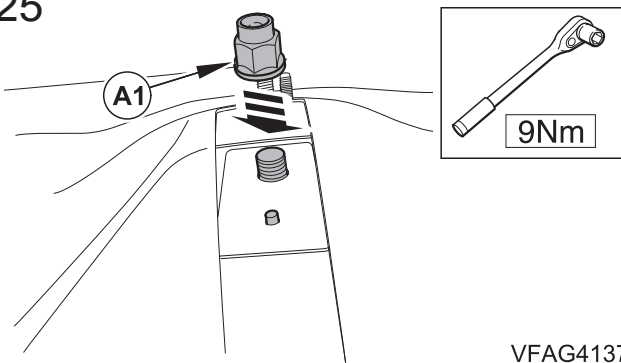
VFAG4136

XF

Bonnet Leaper

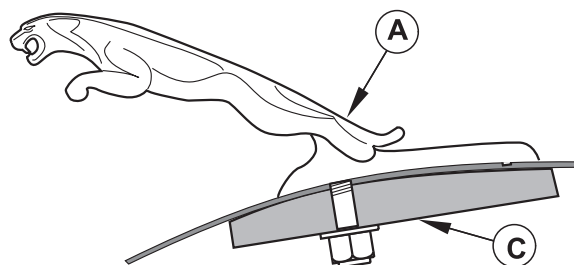
机罩捷豹标志

25



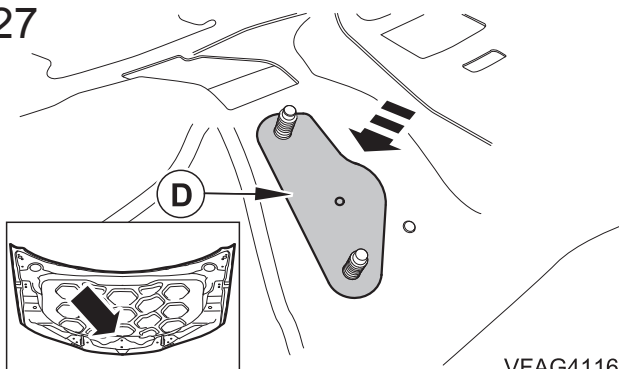
VFAG4137

26



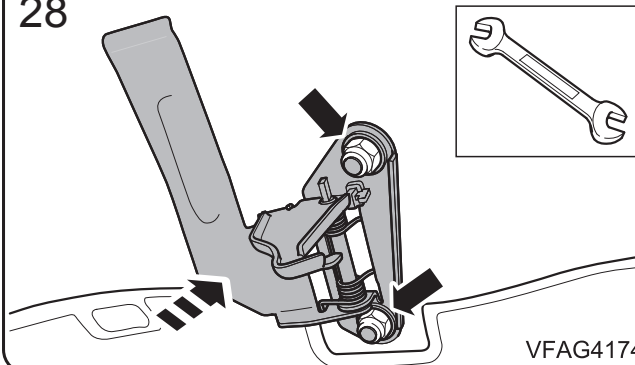
VFAR3299

27



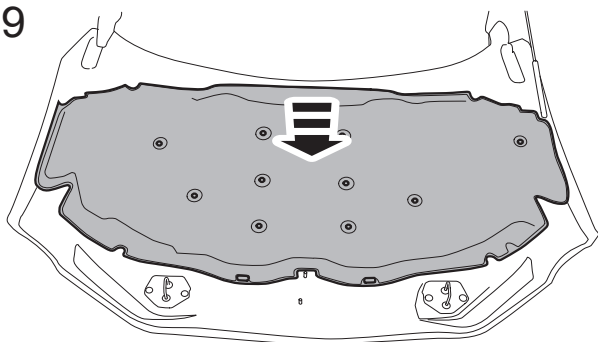
VFAG4116

28



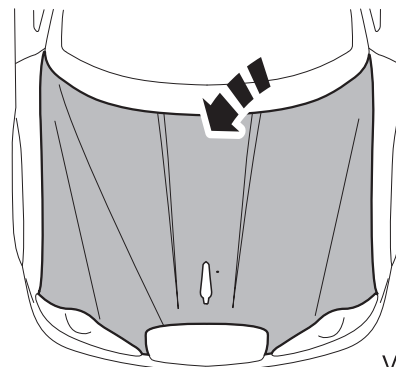
VFAG4174

29



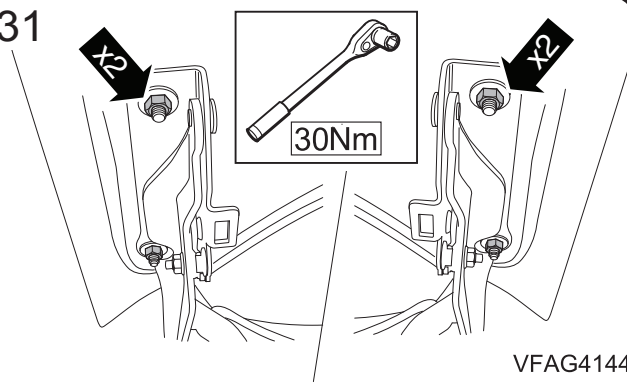
VFAR3190

30



VFAG4143

31



VFAG4144



FITTING INSTRUCTIONS

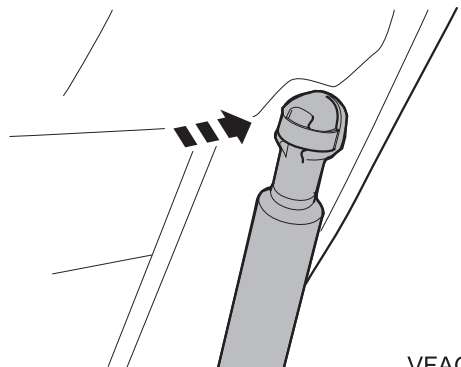
装配方法说明

XF

Bonnet Leaper

机罩捷豹标志

32




VFAG4145

32. Repeat for other side.

32. 对另一侧重复上述操作

33



VFAR3193



JAGUAR

FITTING INSTRUCTIONS

装配方法说明

XJ

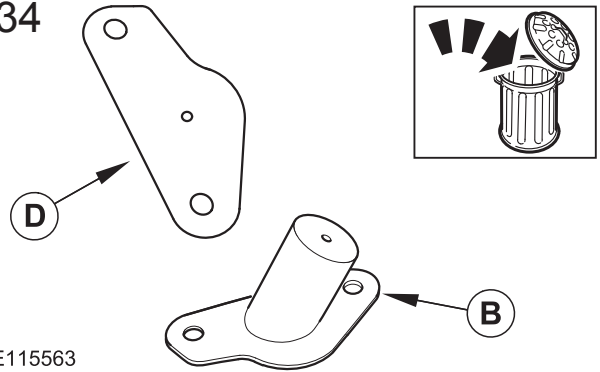
Bonnet Leaper

机罩捷豹标志




XJ **34 - 57**

34



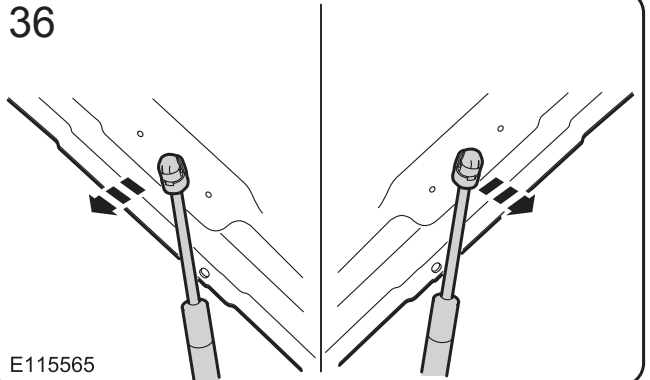
E115563

35



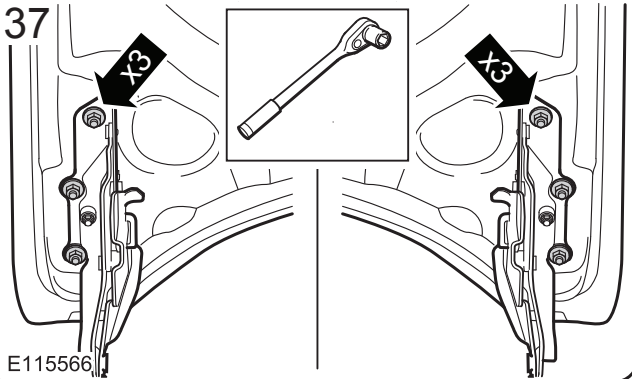
E115564

36



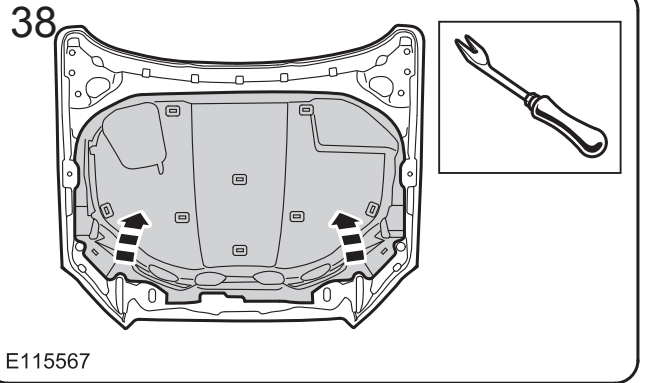
E115565

37



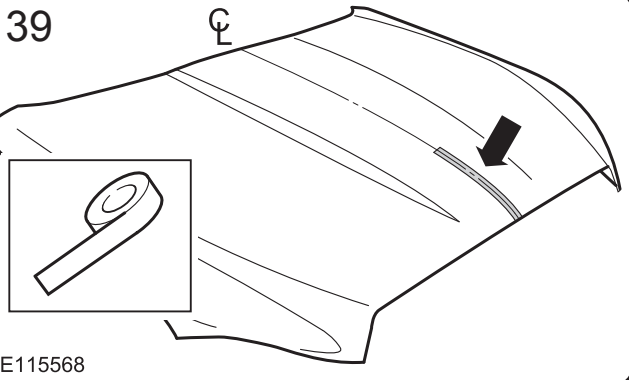
E115566

38



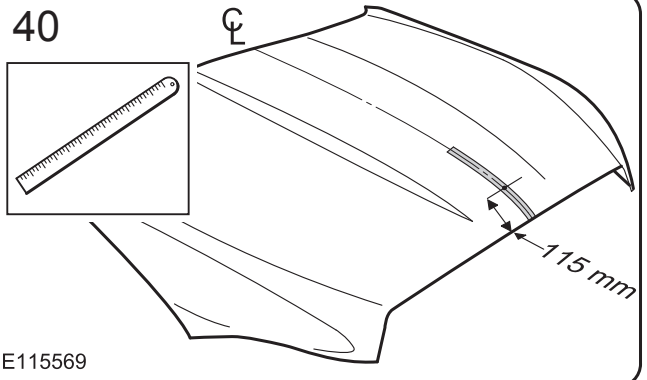
E115567

39



E115568

40



E115569

JAF 0005 (10) - 2E

MY

2010

8X23-669M0-AB

Part No.

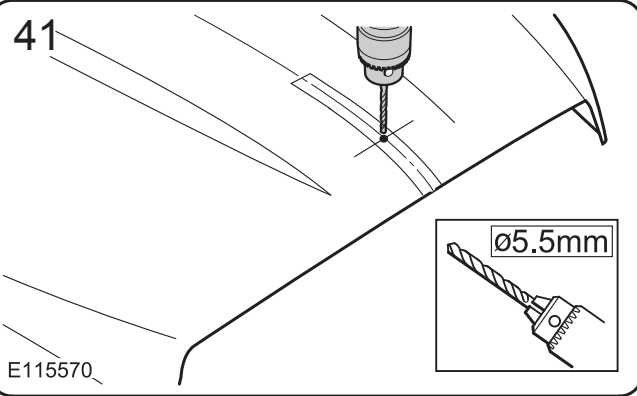
C2Z12493

XJ

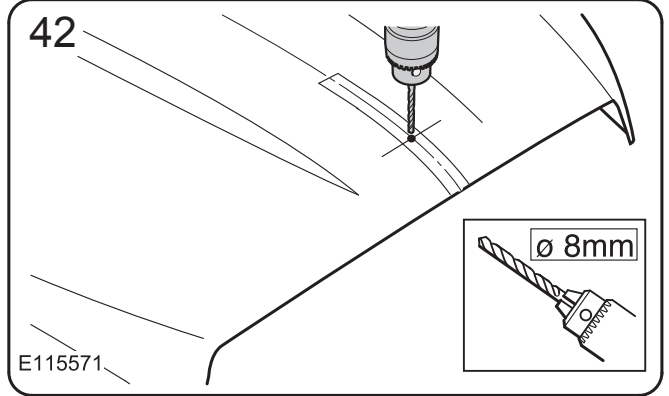
Bonnet Leaper

机罩捷豹标志

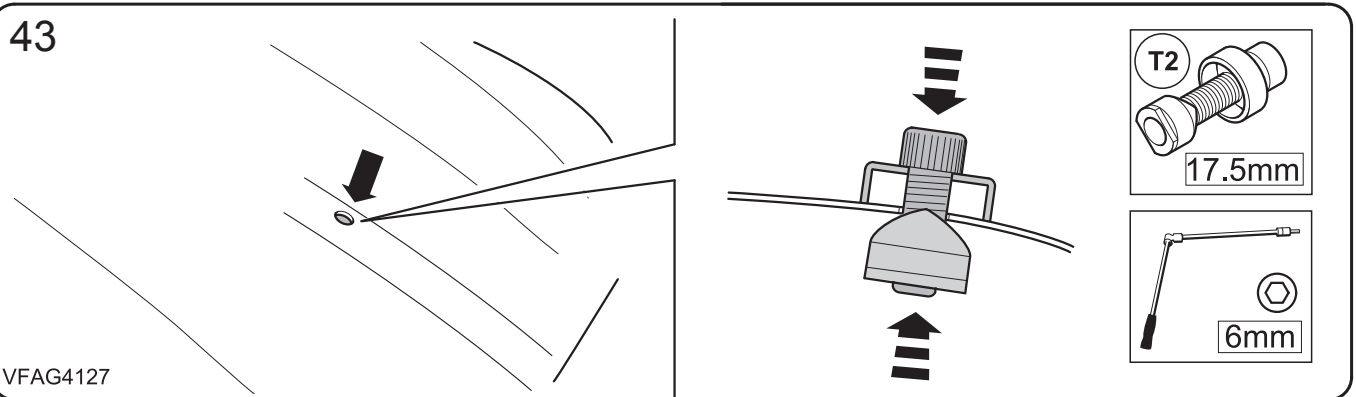
41



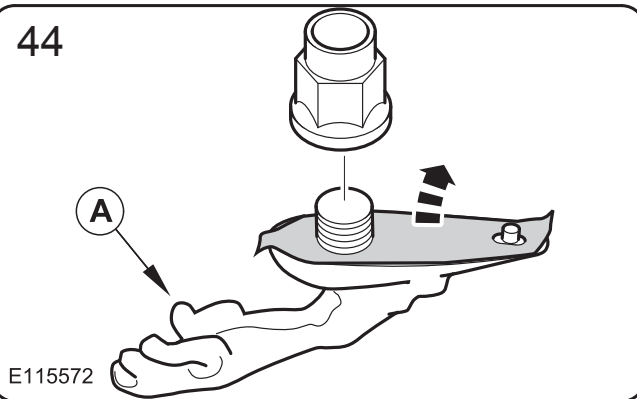
42



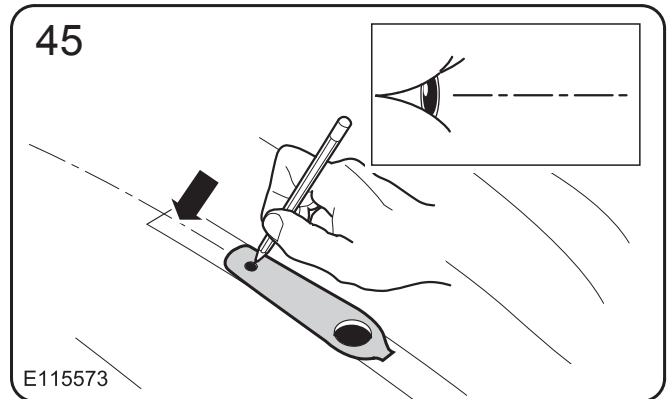
43



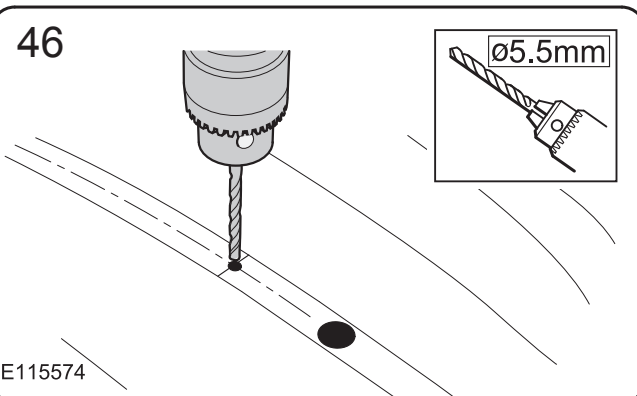
44



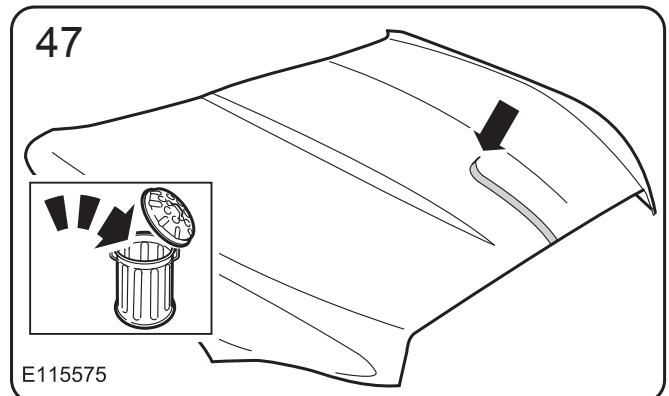
45



46



47



XJ

Bonnet Leaper

机罩捷豹标志

Attention

Exposed surfaces must be treated against corrosion.
Refer to Body & Paint Repair (JJM 10 32 99) and Category 'B' Supplement to Body & Paint Repair Manual (JJM 99 44 21/30B) on GTR.

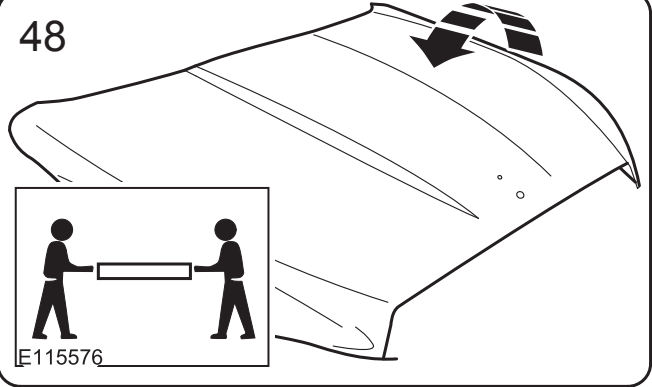
裸露表面必须进行防腐处理。

请参阅全球技术参考 (GTR) 中的《Body & Paint Repair (车身与油漆维修) (JJM 10 32 99)》以及《Body & Paint Repair

Manual (车身与油漆维修手册) (JJM 99 44 21/30B)》的 B 类补遗。




48



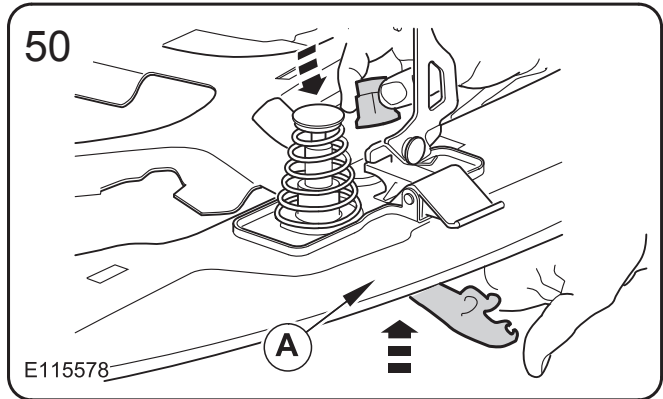
E115576

49



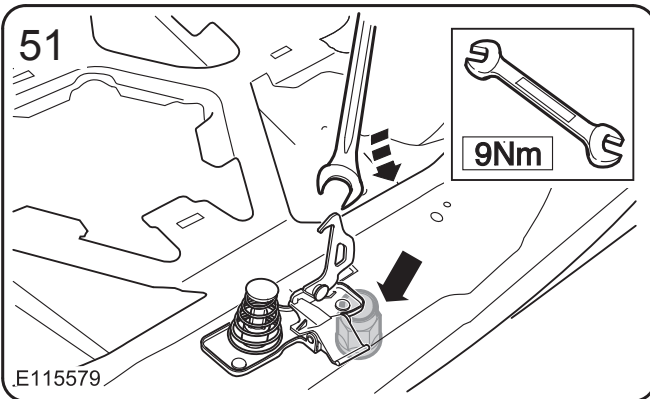
E115577

50



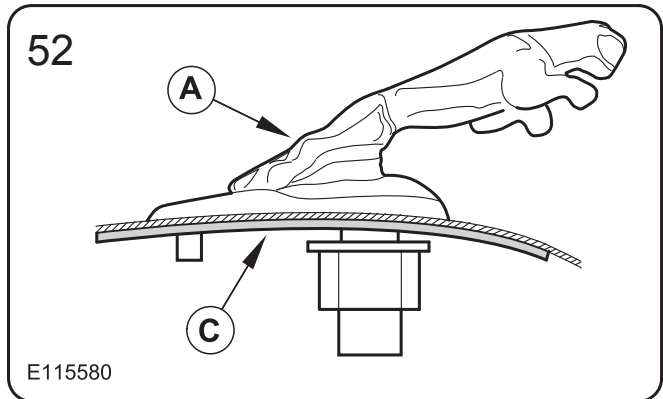
E115578

51



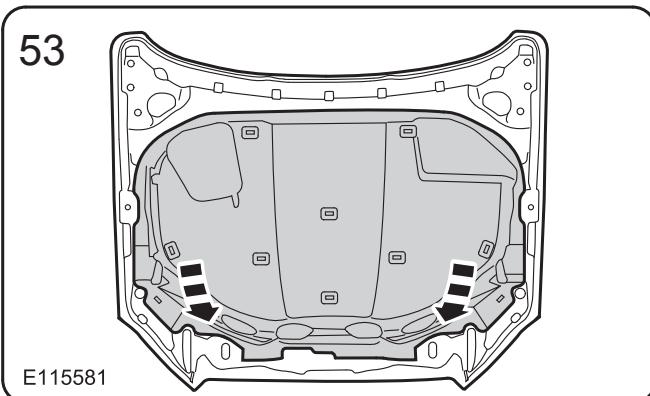
E115579

52




E115580

53



E115581

54



E115582

JAF 0005 (10) - 2E

MY

2010

8X23-669M0-AB

Part No.

C2Z12493



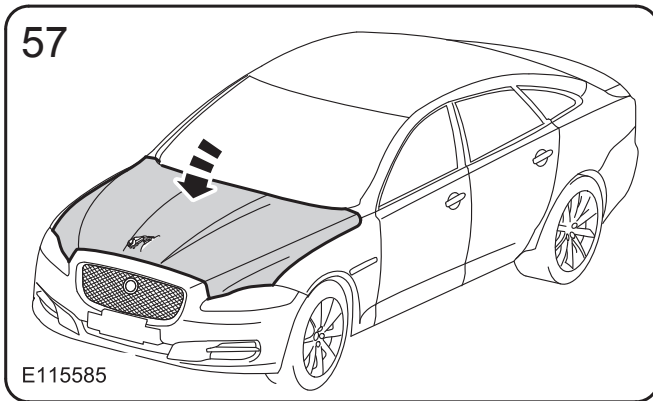
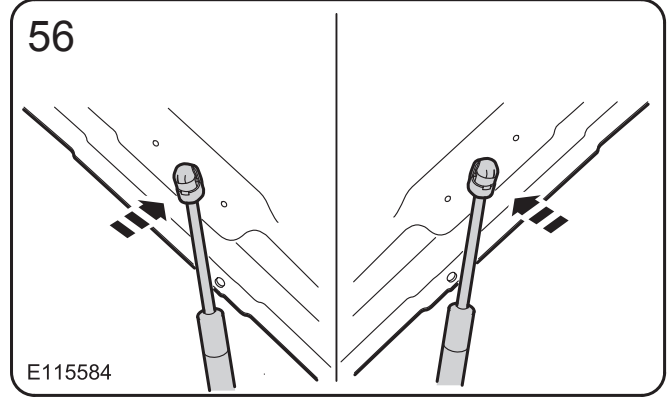
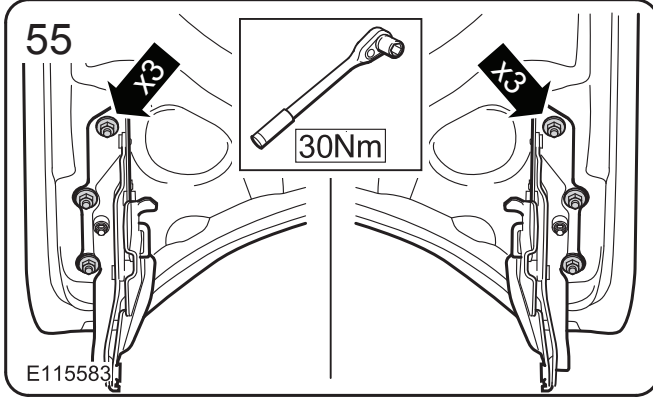
FITTING INSTRUCTIONS

装配方法说明

XJ

Bonnet Leaper

机罩捷豹标志



JAF 0005 (10) - 2E

MY

2010

8X23-669M0-AB

Part No.

C2Z12493