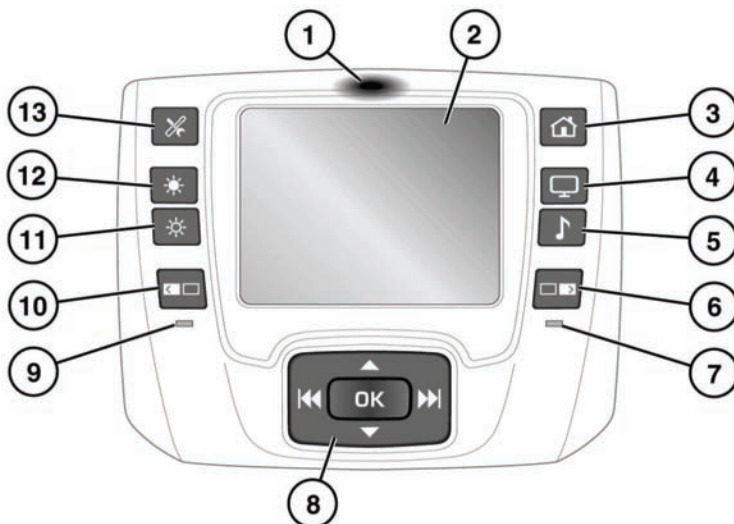



REAR MEDIA REMOTE CONTROL



E141080

Note: The rear media remote control communicates via infra-red and must be pointed towards the receiver in the rear screen.

1. Press to undock remote control.
-  Do not press the touch screen to undock the remote control.
2. Touch screen.
3. Home screen.
4. Video source.
5. Audio source.
6. Right screen select.
7. Right screen tell-tale. Illuminates when right screen has been selected.
8. Cursor movement and option select buttons.
9. Left screen tell-tale. Illuminates when left screen has been selected.
10. Left screen select.
11. Touch screen brightness decrease.
12. Touch screen brightness increase.


13. Touch screen settings.

REAR MEDIA SETTINGS

The rear media settings screen allows Limousine Mode and TV Parental Control to be turned on or off, and the TV Age Warning threshold to be set.

When **Limousine Mode** is on, the rear passengers will have control of the total cabin audio system via the remote control.

When **TV Parental Control** is on and the age limit is set, a message is sent to the rear users screen if the content is unsuitable.

-  It remains the responsibility of the parent or guardian, even with parental control on, to ensure that the content is suitable for viewing by children.